Views from "X" rotated

6-Pole

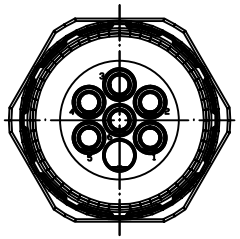

7-Pole

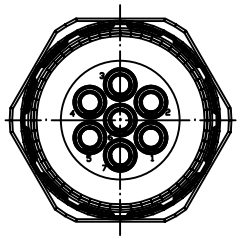

9-Pole (8+1)

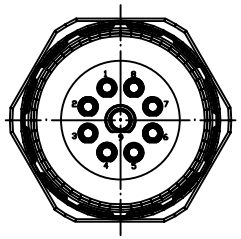

12-Pole

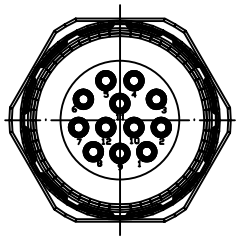

16-Pole

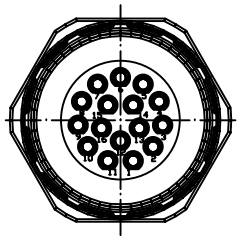

17-Pole

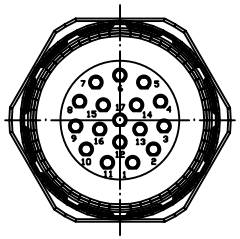

19-Pole (16+3)

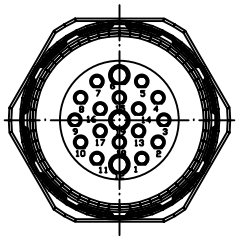

	Cable Diameter	Solder Contacts	PCB Contacts	Crimp Contacts	Without Contacts
6 Pole		KRS6P46-550	KRS6P46-770	KRS6P46-400	KRS6P46-000
		1202310092	1202310093	1202310094	1202310095
	Crimp range*			0,75-2,5mm²	
7 Pole		KRS7P46-550	KRS7P46-770	KRS7P46-400	KRS7P46-000
		1202310096	1202310097	1202310098	1202310099
	Crimp range*			0,75-2,5mm²	
9 Pole (8+1)		KRS9P46-550	KRS9P46-770	KRS9P46-410	KRS9P46-000
		1202310100	1202310101	1202310102	1202310103
	Crimp range*			0,14-1,0mm²/0,75-2,5mm²	
12 Pole		KRSCP46-550	KRSCP46-770	KRSCP46-010	KRSCP46-000
		1202310104	1202310105	1202310106	1202310107
	Crimp range*			0,14-1,0mm²	
16 Pole		KRSHP46-550	KRSHP46-770	KRSHP46-010	KRSHP46-000
		1202310108	1202310109	1202310110	1202310111
	Crimp range*			0,14-1,0mm²	
17 Pole		KRSJP46-550	KRSJP46-770	KRSJP46-010	KRSJP46-000
		1202310112	1202310113	1202310114	1202310115
	Crimp range*			0,14-1,0mm²	
19 Pole (16+3)		KRSLP46-550	KRSLP46-770	KRSLP46-110	KRSLP46-000
		1202310116	1202310117	1202310118	1202310119
	Crimp range*			0,14-1,0mm²/0,14-1,0mm²	

*Crimp range only applies to "Crimp Contacts" version

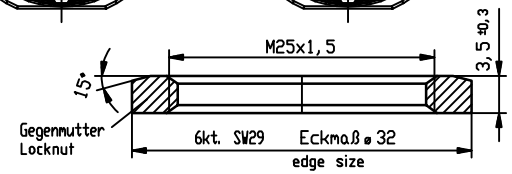

X

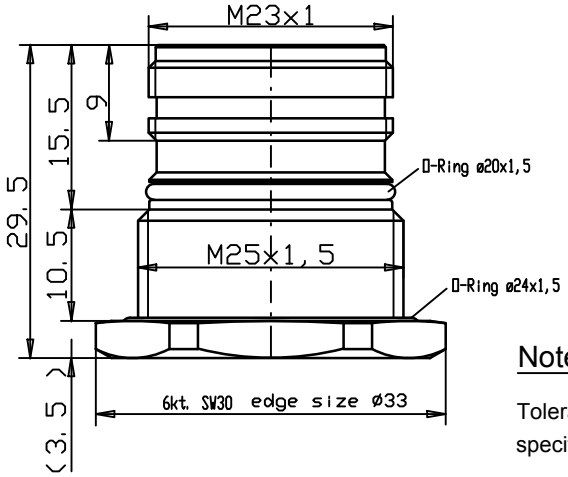

Notes:

Tolerances (unless specified): DIN ISO 2768m

DESCRIPTION		REV
EC NO: IPG2013-1569	11.04.13	2
DRWN: BBRAUCH	----	
CHKD: REISSNER	----	
APPR: REISSNER		

QUALITY SYMBOLS: ▽ = 0; (C)▽ = 0

GENERAL TOLERANCES (UNLESS SPECIFIED)	mm	INCH
4 PLACES	±---	±---
3 PLACES	±---	±---
2 PLACES	±0.05	±---
1 PLACE	±0.1	±---
0 PLACE	±----	±---
ANGULAR ± --- °		

DRAFT WHERE APPLICABLE MUST REMAIN WITHIN DIMENSIONS

DIMENSION STYLE: MM	SCALE: ---	DESIGN UNITS: METRIC	THIRD ANGLE PROJECTION
DRAWN BY: BB	DATE: 2008/11/17	REC M23 XP XC MA STR M25 BM UNSH BRA ----	
CHECKED BY: JKO	DATE: 2008/12/10		
APPROVED BY: ----	DATE: ----	molex	
MATERIAL NO.: see table		DOCUMENT NO.: SD-120231-005	SHEET NO.: 1 OF 1
SIZE: A3	THIS DRAWING CONTAINS INFORMATION THAT IS PROPRIETARY TO MOLEX INCORPORATED AND SHOULD NOT BE USED WITHOUT WRITTEN PERMISSION		