

Product data sheet

Miniature connectors

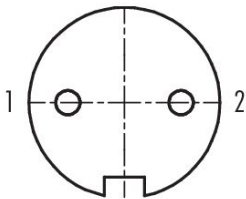
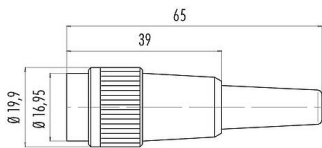


Product description	Bayonet Female cable connector, Contacts: 2, 3.0-6.0 mm, unshielded, solder, IP40
Area	series 678
Part no.	99 0602 00 02

Illustration

Scale drawing

Contact arrangement (Plug-in side)



You can find the assembly instructions on the next page.

Technical data

General features

Part no.	99 0602 00 02
Connector design	Female cable connector
Version	Connector socket straight
Connector locking system	Bayonet
Termination	solder
Degree of protection	IP40
Cross-sectional area	max. 0.75 mm² / AWG 18
Cable outlet	3.0-6.0 mm
Temperature range from/to	-40 °C / 85 °C
Mechanical operation	> 500 Mating cycles
Weight (g)	9.19
Customs tariff number	85369010
Country of Origin	DE

Electrical parameters

Rated voltage	250 V
Rated impulse voltage	1500 V
Rated current	7.0 A
Insulation resistance	≥ 10 <sup>10</sup> Ω
Pollution degree	1
Overvoltage category	I
Insulating material group	III
EMC compliance	unshielded

Material

Housing material	PA
Contact body material	PBT (UL94 V-0)

Product data sheet

Miniature connectors



Product description	Bayonet Female cable connector, Contacts: 2, 3.0-6.0 mm, unshielded, solder, IP40
Area	series 678
Part no.	99 0602 00 02

Contact material	CuSn (bronze)
Contact plating	Ag (silver)
REACH SVHC	None (No pollutants)
SCIP number	SCIP-number not available

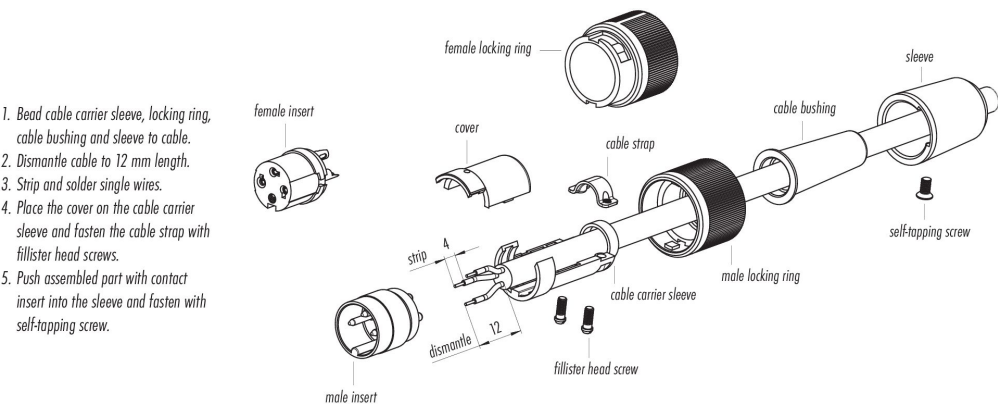
Classifications

eCl@ss 11.1	27-44-01-02
ETIM 9.0	EC002635

Declarations of conformity

Low Voltage Directive	2014/35/EU (EN 60204-1:2018;EN 60529:1991)
-----------------------	--

Assembly instructions



Product description	<b>Bayonet Female cable connector, Contacts: 2, 3.0-6.0 mm, unshielded, solder, IP40</b>
Area	<b>series 678</b>
Part no.	<b>99 0602 00 02</b>

## Security notices

The connector must not be plugged or unplugged under load. Non-observance and improper use can result in personal injury.

The connectors have been developed for applications in plant engineering, control and electrical equipment construction. The user is responsible for checking whether the connectors can also be used in other areas of application.

To protect against unintentional opening of the connector, the thread between the housing and the connector head must be secured with a suitable cyanoacrylate adhesive when used in circuits with voltages dangerous to the touch. This does not apply to connectors used in SELV and PELV circuits according to IEC 61140 (EN 61140, VDE 0140-1).

Connectors which are used in circuits with voltages dangerous to the touch may only be installed and used by, or under the supervision of, persons with electrical engineering training, taking into account the applicable regulations and standards.

The user must take suitable safety precautions to ensure that the connector cannot be accidentally disconnected.

The plug connector is not suitable for mains voltages Please observe the pollution degree and the overvoltage category. For further information, please refer to the download center "Technical Information".