




Connectors > PCB Connectors > PCB Headers & Receptacles



PCB Connector Assembly Type:

PCB Mount Header

PCB Mount Orientation:

Vertical

Connector System:

Board-to-Board

Number of Positions:

16

Number of Rows:

1

Features

Product Type Features

PCB Connector Assembly Type	PCB Mount Header
Connector System	Board-to-Board
Header Type	Breakaway
Sealable	No
Connector & Contact Terminates To	Printed Circuit Board

Configuration Features

Connector Contact Load Condition	Fully Loaded
PCB Mount Orientation	Vertical
Number of Positions	16
Number of Rows	1
Board-to-Board Configuration	Parallel

Electrical Characteristics

Insulation Resistance	5000 MΩ
Dielectric Withstanding Voltage (Max)	750 Vrms

Body Features

Primary Product Color	Green
-----------------------	-------

Contact Features

Mating Square Post Dimension	.64 mm[.025 in]
------------------------------	-----------------



PCB Contact Termination Area Plating Material Thickness	2 µm
Contact Shape & Form	Square
Contact Underplating Material	Nickel
PCB Contact Termination Area Plating Material	Tin
Contact Base Material	Phosphor Bronze
Contact Mating Area Plating Material	Tin
Contact Mating Area Plating Material Thickness	3 µm[118.11 µin]
Contact Type	Pin
Contact Current Rating (Max)	5 A

Termination Features

Square Termination Post & Tail Dimension	.64 mm[.025 in]
Termination Post & Tail Length	3.2 mm[.126 in]
Termination Method to PCB	Through Hole - Solder

Mechanical Attachment

Mating Alignment	Without
PCB Mount Retention	Without
PCB Mount Alignment	Without
Connector Mounting Type	Board Mount

Housing Features

Centerline (Pitch)	2.54 mm[.1 in]
Housing Material	PBT

Dimensions

PCB Thickness (Recommended)	1.57 mm[.062 in]
-----------------------------	------------------

Usage Conditions

Housing Temperature Rating	Standard
Operating Temperature Range	-65 – 105 °C[-85 – 221 °F]

Operation/Application

Circuit Application	Signal
---------------------	--------

Industry Standards

UL Flammability Rating	UL 94V-0
------------------------	----------

Packaging Features

Packaging Quantity	500
--------------------	-----



Packaging Method	Package
------------------	---------

Product Compliance

For compliance documentation, visit the product page on TE.com>


EU RoHS Directive 2011/65/EU	Compliant
EU ELV Directive 2000/53/EC	Compliant
China RoHS 2 Directive MIIT Order No 32, 2016	No Restricted Materials Above Threshold
EU REACH Regulation (EC) No. 1907/2006	Current ECHA Candidate List: JUNE 2024 (241) Candidate List Declared Against: JUNE 2024 (241) Does not contain REACH SVHC
Halogen Content	Not Low Halogen - contains Br or Cl > 900 ppm.
Solder Process Capability	Wave solder capable to 265°C

Product Compliance Disclaimer

This information is provided based on reasonable inquiry of our suppliers and represents our current actual knowledge based on the information they provided. This information is subject to change. The part numbers that TE has identified as EU RoHS compliant have a maximum concentration of 0.1% by weight in homogenous materials for lead, hexavalent chromium, mercury, PBB, PBDE, DBP, BBP, DEHP, DIBP, and 0.01% for cadmium, or qualify for an exemption to these limits as defined in the Annexes of Directive 2011/65/EU (RoHS2). Finished electrical and electronic equipment products will be CE marked as required by Directive 2011/65/EU. Components may not be CE marked. Additionally, the part numbers that TE has identified as EU ELV compliant have a maximum concentration of 0.1% by weight in homogenous materials for lead, hexavalent chromium, and mercury, and 0.01% for cadmium, or qualify for an exemption to these limits as defined in the Annexes of Directive 2000/53/EC (ELV). Regarding the REACH Regulations, TE’s information on SVHC in articles for this part number is still based on the European Chemical Agency (ECHA) ‘Guidance on requirements for substances in articles’(Version: 2, April 2011), applying the 0.1% weight on weight concentration threshold at the finished product level. TE is aware of the European Court of Justice ruling of September 10th, 2015 also known as O5A (Once An Article Always An Article) stating that, in case of ‘complex object’, the threshold for a SVHC must be applied to both the product as a whole and simultaneously to each of the articles forming part of its composition. TE has evaluated this ruling based on the new ECHA “Guidance on requirements for substances in articles” (June 2017, version 4.0) and will be updating its statements accordingly.

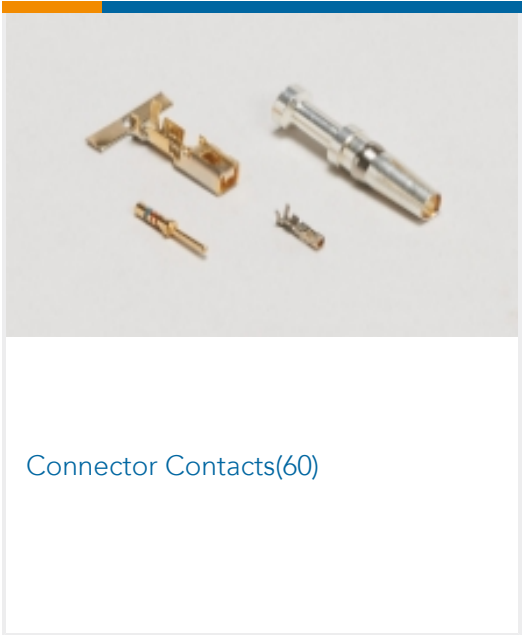
Compatible Parts

TE Part # 1-925369-6 MOD 4 REC.HSG 1X16P	TE Part # 1-215298-6 16P HV100 REC CON. TE, 7.0MM,TIN	TE Part # 2-215300-5 25P HV100 REC CON. TE, 8.5MM,TIN	TE Part # 3-215298-5 35P HV100 REC CON. TE, 7.0MM,TIN



Also in the Series

AMPMODU Headers



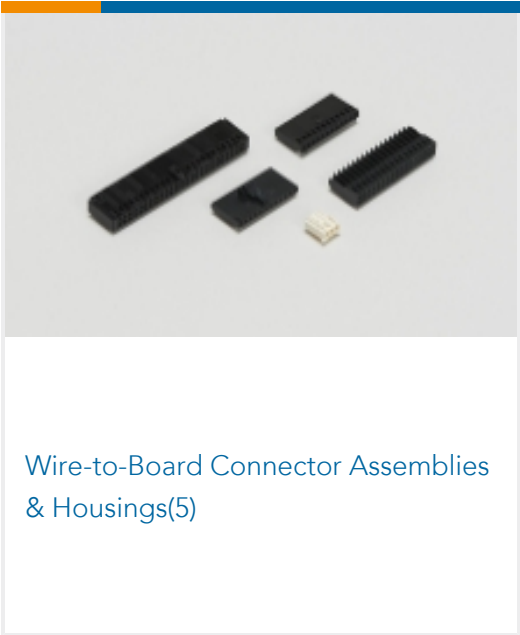
Connector Contacts(60)



Connector Hardware(1)

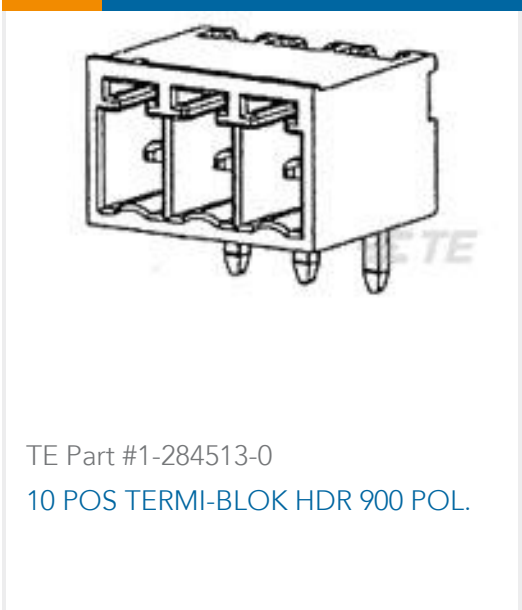


PCB Headers & Receptacles(1629)



Wire-to-Board Connector Assemblies & Housings(5)

Customers Also Bought



TE Part #1-284513-0
10 POS TERMI-BLOK HDR 900 POL.



TE Part #1-2176090-7
RP 1J 0.166W 191K 0.1% 25PPM 1K RL



TE Part #ANT-B8-PW-QW-UFL
Antenna 1/4 Wave Whip LTE B8 1.32 UFL



TE Part #2-2176325-1
CRGP 0402 470R 1%



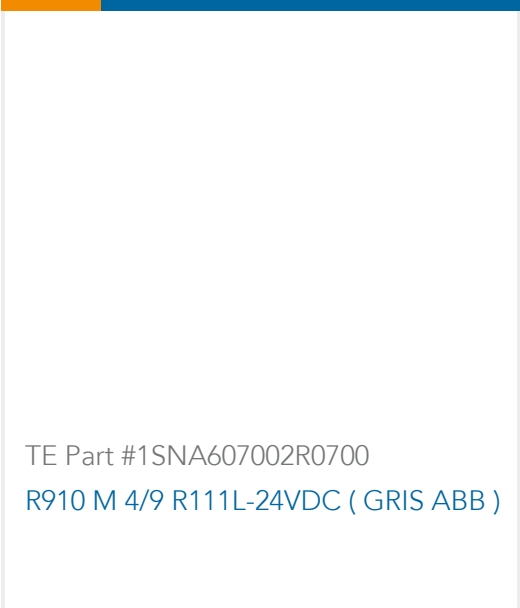
TE Part #T4171110505-001
M12,REAR MOUNTING,FEMALE,D,5P, 0.2M WIRE



TE Part #5-2176366-4
RQ 0603 1K54 0.1% 10PPM 1K RL



TE Part #1-1393641-1
V42254B2202B320=PC612 FEDERLEI



TE Part #1SNA607002R0700
R910 M 4/9 R111L-24VDC (GRIS ABB)

Documents

Product Drawings

16P AMPMODU II STIFT LEI

English

CAD Files

3D PDF

3D



Customer View Model

[ENG_CVM_CVM_1-826936-6_J.2d_dxf.zip](#)

English

Customer View Model

[ENG_CVM_CVM_1-826936-6_J.3d_igs.zip](#)

English

Customer View Model

[ENG_CVM_CVM_1-826936-6_J.3d_stp.zip](#)

English

By downloading the CAD file I accept and agree to the [Terms and Conditions](#) of use.

Agency Approvals

[UL Report](#)

English