



Connectors > Terminal Blocks & Strips > Barrier Strips



Barrier Strip Style: **Tri-Barrier**
Bottom Termination Type: **Printed Circuit Pin**
Connector System: **Wire-to-Board**
Number of Positions: **12**
Centerline (Pitch): **8.26 mm [.325 in]**

Features

Product Type Features

Block Style	Flat Bottom with standoffs
Connector System	Wire-to-Board
Connector & Contact Terminates To	Printed Circuit Board

Configuration Features

Number of Levels	1
Number of Positions	12
Number of Rows	1

Electrical Characteristics

Operating Voltage	150 V, 300 V
-------------------	--------------

Body Features

Primary Product Color	Black
Product Orientation	Vertical
Barrier Strip Style	Tri-Barrier

Contact Features

--	--



PCB Contact Termination Area Plating Material	Tin
Contact Base Material	Copper Alloy
Contact Current Rating (Max)	20 A

Termination Features

Bottom Termination Type	Printed Circuit Pin
-------------------------	---------------------

Mechanical Attachment

Screw Head Type	Combo Phil-Slot
Screw Plating Material	Zinc
Screw Material	Steel
Top Termination Type	Wire Clamp Combo Head
Mounting Options	None
Thread Size	4-40
Connector Mounting Type	Board Mount

Housing Features

Housing Material	Polyamide
Centerline (Pitch)	8.26 mm[.325 in]

Dimensions

Product Length	100.71 mm[3.955 in]
Wire Size	.326 – 3.31 mm²

Operation/Application

Circuit Application	Power
---------------------	-------

Industry Standards

UL Flammability Rating	UL 94V-0
------------------------	----------

Packaging Features

Packaging Quantity	140
Packaging Method	Package

Product Compliance

For compliance documentation, visit the product page on TE.com>

EU RoHS Directive 2011/65/EU	Compliant
EU ELV Directive 2000/53/EC	Compliant
China RoHS 2 Directive MIIT Order No 32, 2016	No Restricted Materials Above Threshold



EU REACH Regulation (EC) No. 1907/2006	Current ECHA Candidate List: JUNE 2024 (241) Candidate List Declared Against: JUNE 2023 (235) Does not contain REACH SVHC
Halogen Content	Low Halogen - Br, Cl, F, I < 900 ppm per homogenous material. Also BFR/CFR/PVC Free
Solder Process Capability	Wave solder capable to 265°C

Product Compliance Disclaimer


This information is provided based on reasonable inquiry of our suppliers and represents our current actual knowledge based on the information they provided. This information is subject to change. The part numbers that TE has identified as EU RoHS compliant have a maximum concentration of 0.1% by weight in homogenous materials for lead, hexavalent chromium, mercury, PBB, PBDE, DBP, BBP, DEHP, DIBP, and 0.01% for cadmium, or qualify for an exemption to these limits as defined in the Annexes of Directive 2011/65/EU (RoHS2). Finished electrical and electronic equipment products will be CE marked as required by Directive 2011/65/EU. Components may not be CE marked. Additionally, the part numbers that TE has identified as EU ELV compliant have a maximum concentration of 0.1% by weight in homogenous materials for lead, hexavalent chromium, and mercury, and 0.01% for cadmium, or qualify for an exemption to these limits as defined in the Annexes of Directive 2000/53/EC (ELV). Regarding the REACH Regulation, the information TE provides on SVHC in articles for this part number is based on the latest European Chemicals Agency (ECHA) 'Guidance on requirements for substances in articles' posted at this URL: <https://echa.europa.eu/guidance-documents/guidance-on-reach>

Compatible Parts



TE Part # 2-1437649-0
4PCV-14-006=4PCV ASSEMBLY

Also in the Series | Buchanan 4 Series



Barrier Strips(72)

Customers Also Bought






TE Part #6609020-1
1EB1=F7098 S0



TE Part #2176231-3
SMD Power Resistor: 3 Watt, 1% Tol



TE Part #608802-1
CABLE TIE MOUNT, 4-WAY,3/4" SQ



TE Part #9-1437652-5
6PCV-06-006=6PCV ASSEMBLY




TE Part #2195835-2
ISM 868 / 915 MHz ANTENNA



TE Part #3-6437285-2
SUPER SEAL 60POS CAP ASSY H AU



TE Part #8-1241434-1
TAB PIN HEADER 121POS



TE Part #2-1879642-8
H8 5K0 0.1% 50PPM



TE Part #1-963215-1
16P STIFTWANNE 3MM

Documents

Product Drawings
4PCV-12-006=4PCV ASSEMBLY
English

CAD Files
Customer View Model
ENG_CVM_CVM_1-1437649-5_T1.3d_stp.zip
English
Customer View Model
ENG_CVM_CVM_1-1437649-5_T1.3d_igs.zip
English
Customer View Model
ENG_CVM_CVM_1-1437649-5_T1.2d_dxf.zip
English
3D PDF
3D

By downloading the CAD file I accept and agree to the Terms and Conditions of use.

Datasheets & Catalog Pages



1-1773458-2_BARRIER_STRIPS_QUICK_REFERENCE_GUIDE

English