

Actuator

31-
708.0292

Distribution by
DigiKey

DigiKey



<https://digikey.eao.com/p/31-708.0292>

Your product:



31-708.0292

Actuator

FRONT

Front dimension:	24 mm x 18 mm
Front form:	rectangular
Front bezel colour:	Black
Front bezel material:	Plastic

MOUNTING

Mounting cut-out:	Ø 16 mm
Design:	raised

OPERATING-/INDICATION PART

Lens illumination:	illuminative
--------------------	--------------

ELECTRICAL CHARACTERISTICS

Thermal current I _{th} :	5 A
Protection class:	II
Electric strength:	2500 VAC, 50 Hz, 1 minute, as per IEC 60512-2-11 between all terminals and earth
Standards:	According to EN/IEC 61058-1
Switching voltage and switching current:	250 VAC, 5 A (ohmic) 250 VAC, 3 A (Soldering terminal) 250 VAC, 2 A (inductive, cos(phi) = 0.7) 125 VAC, 3 A (inductive, cos(phi) = 0.7) 220 VDC, 0.1 A (inductive, L:R = 30 ms) 60 VDC, 0.7 A (inductive, L:R = 30 ms) 24 VDC, 2 A (inductive, L:R = 30 ms)
Electrical lifetime:	50 000 cycles of operation

Rated Operational Voltage Ue: 250 VAC/VDC

Contacts: 2 NC / 2 NO

MECHANICAL CHARACTERISTIC

Wire cross section: Max. wire cross-section 1 wire with 1.5 mm
Max. wire cross-section of stranded cable 2 of 0.75 mm² or 1 x 1.0 mm²

Operating force: 2 N ... 5,5 N, depending on the number of switching elements

Tightening torque: Fixing nut max. 0.5 Nm

Mechanical lifetime: 2 Mio. cycles of operation

Weight: 0.01 kg

Terminal: Universal soldering terminal

Operating Travel: ca. 3 mm

Switching system: Self-cleaning, double-break snap action switching system (contact opening width 2 mm x 0.5 mm), 1 normally closed and 1 normally open contact per element.

Contact material: Gold

Switching action: Momentary

Switching system: Snap-action switching element

AMBIENT CONDITION

Climate resistance: Standard condition according to IEC 60068-2-3
Changing condition according to IEC 60068-2-14

Storage temperature: – 40 °C ... + 85 °C

Operating temperature: – 25 °C ... + 55 °C, mounted as a block, make sure the heat can escape freely

IP Protection: IP40 front side, IP67 with front protective cap

Vibration resistance: 10 g at 10 Hz...2000 Hz, amplitude 1.5 mm (Sinusoidal), according to DIN EN 60512-4-4, DIN EN 60068-2-6

Shock resistance: 15 g for 11 ms, as per IEC 60512-4-3, IEC 60068-2-27 (Single impacts, semi-sinusoidal)

CERTIFICATE

Conformities: CE, UKCA, 2011 / 65 / EC (RoHS), 2014 / 35 / EU (LVD)

Approbations: CB (IEC 61058-1), CSA, DNV, ENEC (EN 61058-1), UL

OTHER

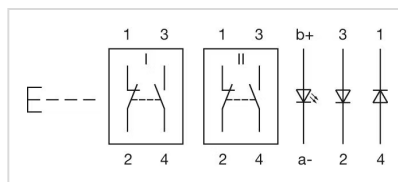
Internal size: 21,5 mm x 15,3 mm.

Short Description: Actuator, Ø 16 mm, 24 mm x 18 mm, illuminative, rectangular, Black, Plastic, 2 NC / 2 NO, Momentary, Universal soldering terminal

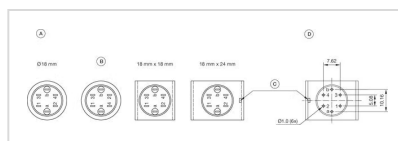
Housing colour: Black

max. number of switching elements:	1
------------------------------------	---

Wiring diagrams:

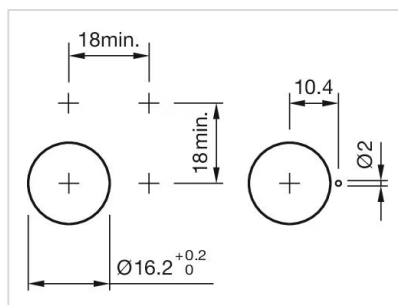


Component layouts:

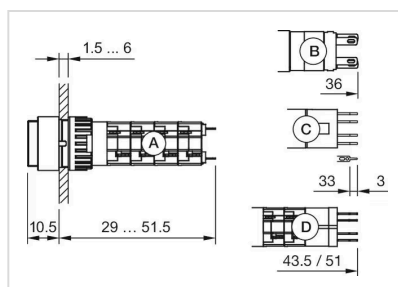


A = Terminals (rear side)
B = Diode block
C = Anti twist device only 18 mm x 24 mm
D = Drilling plan (component side)

Mounting cut-outs:



Dimension drawings:



A = Solder terminal
B = Plug-in terminal 2.8 mm x 0.5 mm
C = Universal terminal 2.0 mm x 0.5 mm
D = Universal-Solder terminal