由 Autodesk 教育版产品制作

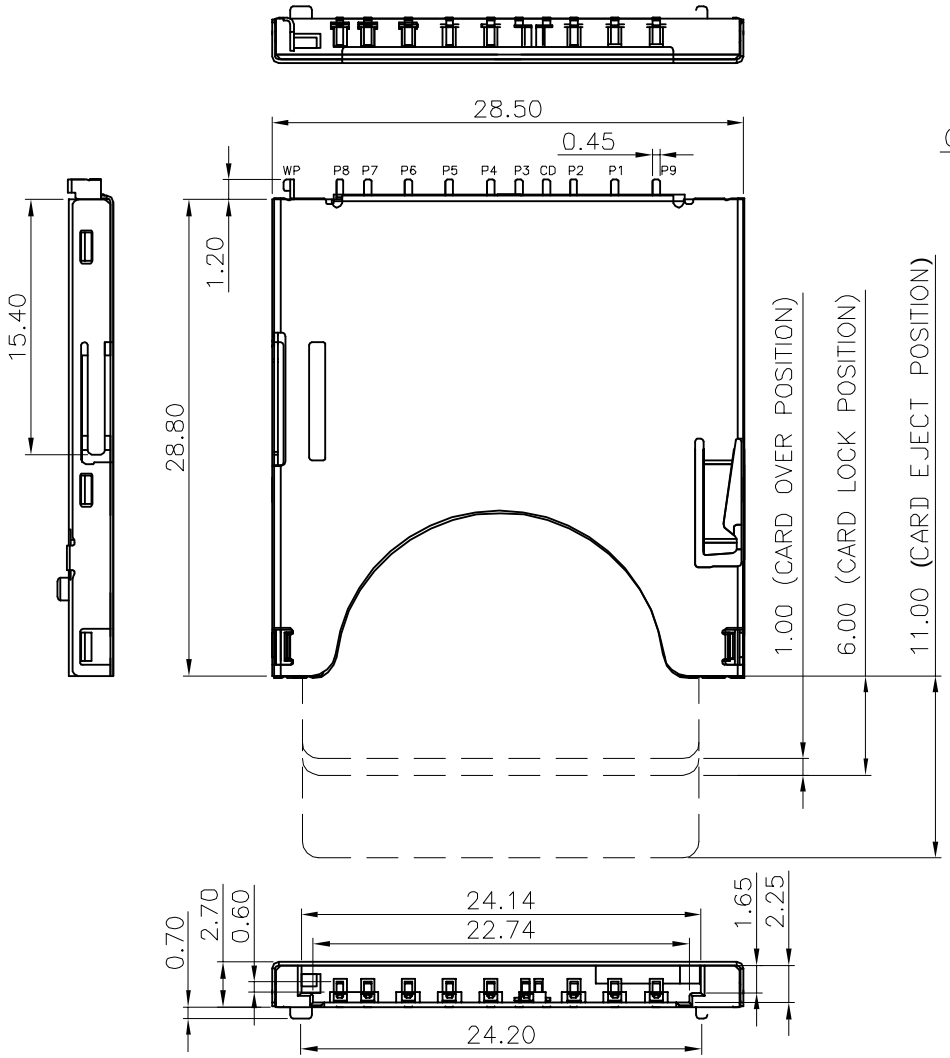

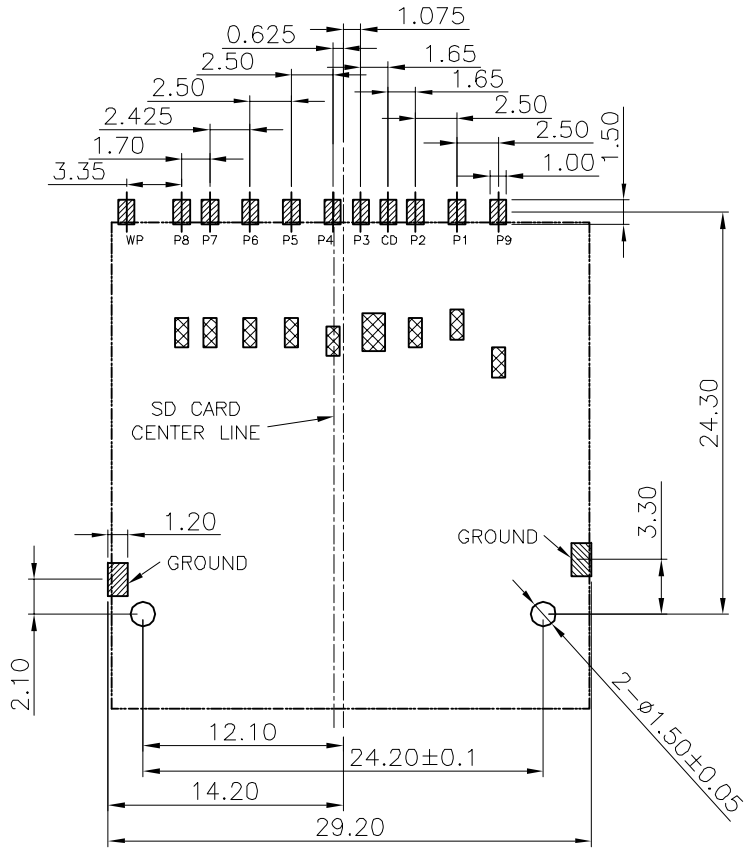

Pad Area

Keep Out Area

PCB LAYOUT TOP VIEW

*Electrical Characteristics:
Contact Current Rating:0.5 Amperes.
Dielectric Withstanding Voltage:AC500V r.m.s.
Insulation Resistance:1000 MΩ Minimum.
Contact Resistance:100 mΩ Maximum.
*Environmental:
Operating Temperature:−25°C~+90°C.
*Environmental:
Mating Cyeles:5000~10,000 Insertions.
*Mechanical Characteristics:
Card Push Insertion/Out Force:1.4kgf. MAX
Contact Separation Force:0.20kgf Minimum.
*Material:
Insulator:HI−Temp Plastic UL 94V−0 Rated.
Cantact:Copper Alloy(t=0.15mm).
Shell:Stainless Steel(t=0.20mm).
Spring:SWP.

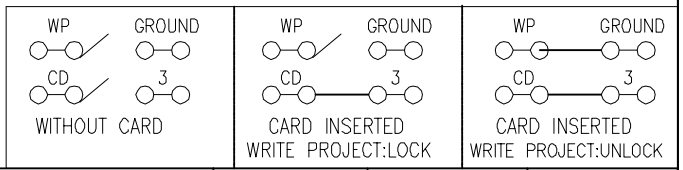

SD CARD PIN DESIGN

Pin#	Name	Type	Card Detelct/ Date Line[Bit3]
1	CD/DAT3	I/O/PP	Command/Response
2	CMD	PP	Supply voltage
3	Vss1	S	Supply voltage ground
4	VDD	S	Supply voltage
5	CLK	I	Clock
6	Vss2	S	Supply voltage ground
7	DAT0	I/O/PP	Date Line [Bit0]
8	DAT1	I/O/PP	Date Line [Bit1]
9	DAT2	I/O/PP	Date Line [Bit2]

深圳市万骏达电子有限公司
http://www.wanjunda.com

品名(ITEM NO)	SD PUSH 焊脚内折	图号(DWG NO)	单位(UNIT): MM
料号(PART NO)	CARD-SD-PUSH	版本(REV)	比例(SCALE) 1:1
模号(MODEL NO)		日期(DATE)	
		设计(DESIGN)	未注公差 TOLERANCE UNSPECIFIED
		审核(CHECKED)	X.X ±0.30 X.XX ±0.20 X.XXX ±0.10 X° ±5° X.X° ±2°
		核准(APPROVED)	

由 Autodesk 教育版产品制作