




Relays & Contactors > Relays > Power Relays



Relay Type: **General Purpose Power Relay**  
Coil Magnetic System: **Monostable**  
Coil Power Rating DC: **.223 W**  
Coil Resistance: **112 Ω**  
Coil Special Features: **UL Coil Insulation Class F**

Features

Product Type Features

Relay Type	General Purpose Power Relay
------------	-----------------------------

Configuration Features

Coil Special Features	UL Coil Insulation Class F
Contact Arrangement	1 Form B SPST-NC
Contact Number of Poles	1

Electrical Characteristics

Insulation Initial Dielectric Between Open Contacts	1000 Vrms
Contact Limiting Making Current	8 A
Contact Limiting Short-Time Current	8 A
Contact Limiting Continuous Current	8 A
Insulation Initial Dielectric Between Contacts & Coil	5000 Vrms
Contact Limiting Breaking Current	8 A
Coil Power Rating DC	.223 W
Coil Resistance	112 Ω



Coil Voltage Rating	5 VDC
Contact Current Rating	8 A
Contact Switching Load (Min)	10mA @ 12V
Contact Switching Voltage (Max)	400 VAC
Contact Voltage Rating	250 VAC

Body Features

Product Weight	8 g[.282 oz]
----------------	--------------

Contact Features

Contact Material	AgNi0.15
------------------	----------

Termination Features

Relay Connection Type	PCB Termination
Terminal Configuration	Solder Pins

Mechanical Attachment

Product Mount Type	Printed Circuit Board
--------------------	-----------------------

Dimensions

Insulation Clearance Between Contact & Coil	8 mm[.315 in]
Insulation Creepage Between Contact & Coil	8 mm[.315 in]
Product Width	10.1 mm[.397 in]
Product Length	28.5 mm[1.12 in]
Product Height	12.3 mm[.484 in]

Usage Conditions

Environmental Category of Protection	RTIII
Environmental Ambient Temperature (Max)	70 °C[158 °F]

Operation/Application

Current Type	DC
Solder Process	Wave Solder
Coil Magnetic System	Monostable

Packaging Features

Packaging Method	Box & Tube, Tube
------------------	------------------

Other

Length Class (Mechanical)	25 – 30 mm
---------------------------	------------



Environmental Ambient Temperature Class	50 – 70 °C
Height Class (Mechanical)	12 – 13 mm
Coil Power Rating Class	.2 – .3 W
Width Class (Mechanical)	10 – 12 mm
Contact Current Class	16 A

Product Compliance

For compliance documentation, visit the product page on TE.com>

EU RoHS Directive 2011/65/EU	Compliant
EU ELV Directive 2000/53/EC	Compliant
China RoHS 2 Directive MIIT Order No 32, 2016	No Restricted Materials Above Threshold
EU REACH Regulation (EC) No. 1907/2006	Current ECHA Candidate List: JUNE 2024 (241) Candidate List Declared Against: JUNE 2024 (241) Does not contain REACH SVHC
Halogen Content	Not Low Halogen - contains Br or Cl > 900 ppm.
Solder Process Capability	Wave solder capable to 260°C

Product Compliance Disclaimer


This information is provided based on reasonable inquiry of our suppliers and represents our current actual knowledge based on the information they provided. This information is subject to change. The part numbers that TE has identified as EU RoHS compliant have a maximum concentration of 0.1% by weight in homogenous materials for lead, hexavalent chromium, mercury, PBB, PBDE, DBP, BBP, DEHP, DIBP, and 0.01% for cadmium, or qualify for an exemption to these limits as defined in the Annexes of Directive 2011/65/EU (RoHS2). Finished electrical and electronic equipment products will be CE marked as required by Directive 2011/65/EU. Components may not be CE marked. Additionally, the part numbers that TE has identified as EU ELV compliant have a maximum concentration of 0.1% by weight in homogenous materials for lead, hexavalent chromium, and mercury, and 0.01% for cadmium, or qualify for an exemption to these limits as defined in the Annexes of Directive 2000/53/EC (ELV). Regarding the REACH Regulation, the information TE provides on SVHC in articles for this part number is based on the latest European Chemicals Agency (ECHA) ‘Guidance on requirements for substances in articles’ posted at this URL: <https://echa.europa.eu/guidance-documents/guidance-on-reach>

Compatible Parts





Also in the Series | SCHRACK Miniature Power PCB RYII



Power Relays(101)

Customers Also Bought



TE Part #5227699-2  
BNC PCB VERTICAL



TE Part #1462041-7  
IMB03CGR=IM RELAY 140mW 5V HDV



TE Part #1879073-8  
THS10 R47 5%



TE Part #1614882-3  
CPF0603 E 0.1% 1K0 1K RL



TE Part #1445022-3  
MICRO MNL RFECEPT HSG SINGLE R



TE Part #493581-1  
BOOT 4 POSN HSG



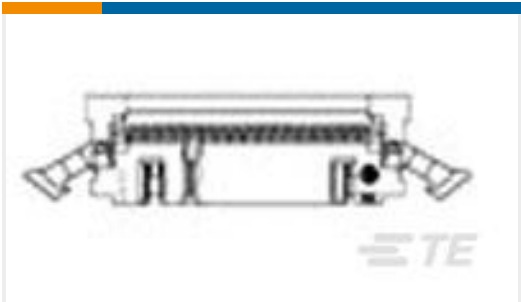
TE Part #292207-2  
MINI CT SGL DIP V 2P NAT



TE Part #1614881-2  
CPF0603 10K 0.1% 25PPM 1K RL



TE Part #1623212-1  
CRG0805 1% 3K0



TE Part #1-111506-4  
50 UNIV I/O, SLOTTED, LEAD FREE

Documents

CAD Files

Customer View Model

[ENG\\_CVM\\_CVM\\_2-1393224-6\\_D.3d\\_igs.zip](#)

English

Customer View Model

[ENG\\_CVM\\_CVM\\_2-1393224-6\\_D.3d\\_stp.zip](#)

English



Customer View Model

[ENG\\_CVM\\_CVM\\_2-1393224-6\\_D.2d\\_dxf.zip](#)

English

[3D PDF](#)

3D

By downloading the CAD file I accept and agree to the [Terms and Conditions](#) of use.

Datasheets & Catalog Pages

[Miniature Power PCB Relay RYII](#)

English

Product Specifications

[Definitions General Purpose Relays](#)

English

Agency Approvals

[VDE Certificate](#)

English