



## SERIES: SDI24-U | DESCRIPTION: AC-DC POWER SUPPLY

### FEATURES

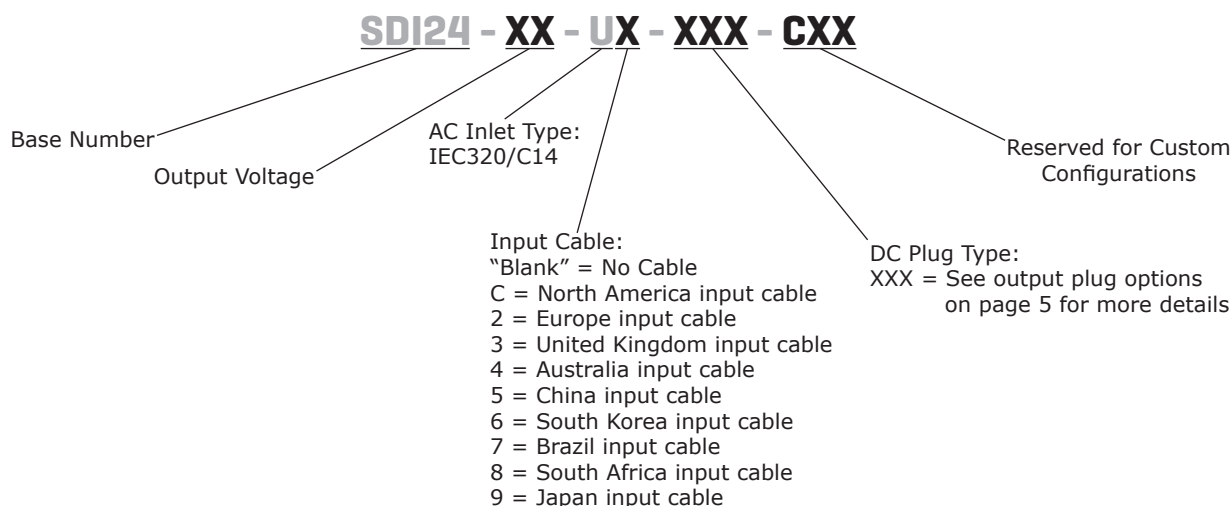
- up to 24 W continuous power
- DoE Level VI, CoC Tier 2 efficiency
- universal input voltage range
- compact size
- no load power consumption < 0.075 W
- over voltage and short circuit protections
- UL/cUL, and PSE safety approvals
- custom designs available
- certified to 60950-1 and 62368-1 standards



MODEL	output voltage (Vdc)	output current max (A)	output power max (W)	ripple and noise <sup>1</sup> max (mVp-p)	efficiency level <sup>2</sup>
SDI24-5-U	5	4.0	20	100	VI
SDI24-9-U	9	2.5	22.5	100	VI
SDI24-12-U	12	2.0	24	120	VI
SDI24-15-U	15	1.6	24	150	VI
SDI24-24-U	24	1.0	24	240	VI
SDI24-48-U	48	0.5	24	480	VI

Notes: 1. At full load, nominal input, 20 MHz bandwidth oscilloscope, each output terminated with 0.1 µF multilayer ceramic and 10 µF low ESR electrolytic capacitors.  
2. CoC Tier 2 compliant

### PART NUMBER KEY



## INPUT

parameter	conditions/description	min	typ	max	units
voltage		90		264	Vac
frequency		47		63	Hz
current				0.58	A
inrush current	at 100 Vac, full load, 25°C, cold start at 230 Vac, full load, 25°C, cold start			50 60	A A
leakage current				3.5	mA
no load power consumption	at 230 Vac			0.075	W

## OUTPUT

parameter	conditions/description	min	typ	max	units
regulation	5 Vdc output models all other models		±6 ±5		% %

## PROTECTIONS

parameter	conditions/description	min	typ	max	units
over voltage protection	output shut down				
	5 Vdc output models			12	Vdc
	9 Vdc output models			16	Vdc
	12 Vdc output models			22	Vdc
	15 Vdc output models			32	Vdc
	24 Vdc output models			45	Vdc
over current protection	48 Vdc output models			75	Vdc
	output shut down, auto recovery				
	5 Vdc output models			8	A
	9, 12 Vdc output models			5	A
	15 Vdc output models			4	A
short circuit protection	24 Vdc output models			2.5	A
	48 Vdc output models			1.2	A
short circuit protection	output shut down, auto recovery				

## SAFETY & COMPLIANCE

parameter	conditions/description	min	typ	max	units
isolation voltage	input to output at 10 mA for 1 minute		3,000		Vac
	input to frame ground at 10 mA for 1 minute		1,500		Vac
isolation resistance	input to output at 500 Vdc	10			MΩ
	input to frame ground at 500 Vdc	10			MΩ
safety approvals	UL/cUL (60950-1, 62368-1), PSE <sup>3</sup> , LPS				
EMI/EMC	FCC Part 15B Class B, CE				
MTBF	as per Telcordia SR-332, 25°C	300,000			hours
RoHS	yes				

Notes: 3. PSE not present on 48 Vdc output models

## ENVIRONMENTAL

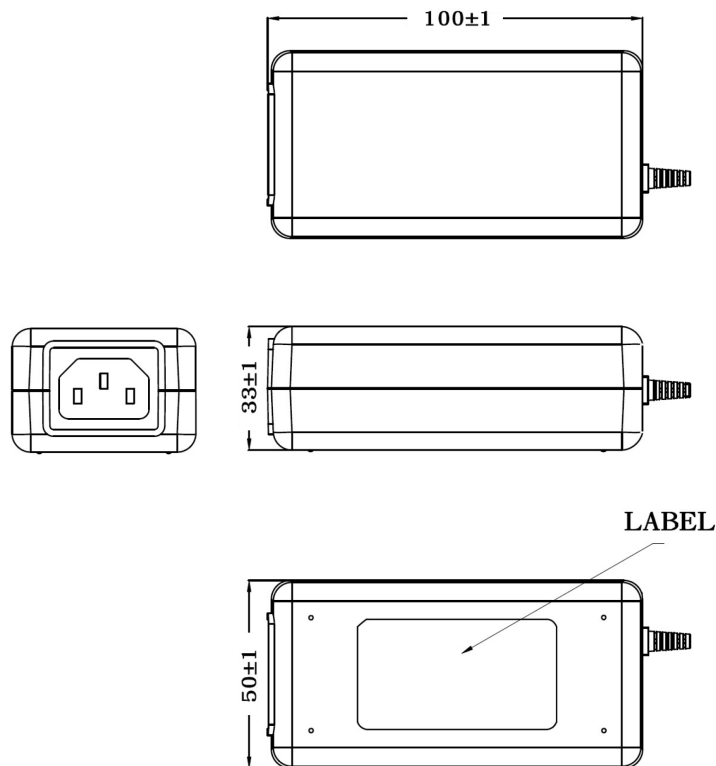
parameter	conditions/description	min	typ	max	units
operating temperature		0		40	°C
storage temperature		-20		80	°C
operating humidity	non-condensing	20		80	%
storage humidity	non-condensing	10		90	%

## MECHANICAL

parameter	conditions/description	min	typ	max	units
dimensions	100 x 50 x 33				mm
inlet plug	IEC320/C14				
weight	without ac cord		170		g

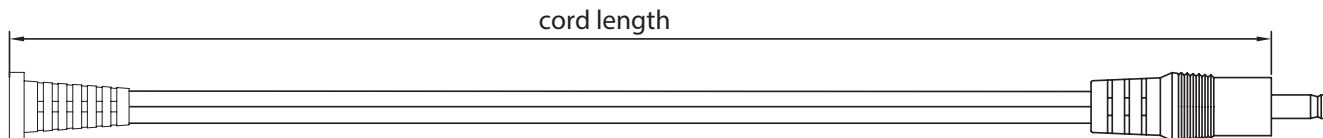
## MECHANICAL DRAWING

units: mm  
tolerance:  $\pm 1.0$  mm



## DC CORD

units: mm

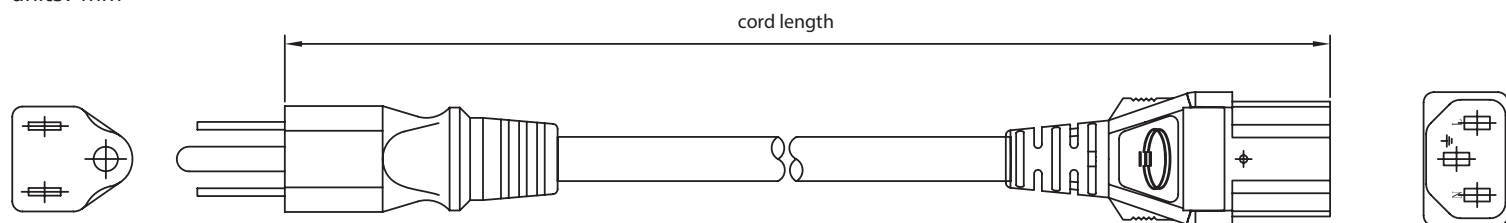


**Table 1**

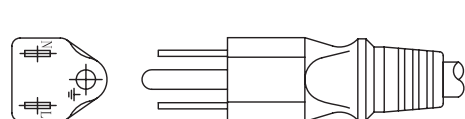
MODEL NO.	CABLE	CORD LENGTH
SDI24-5-U	UL2468, 18 AWG	1,000 mm $\pm 30$
SDI24-9-U	UL2468, 18 AWG	1,500 mm $\pm 30$
SDI24-12-U	UL2468, 20 AWG	1,500 mm $\pm 30$
SDI24-15-U	UL2468, 20 AWG	1,500 mm $\pm 30$
SDI24-24-U	UL2468, 22 AWG	1,500 mm $\pm 30$
SDI24-48-U	UL2468, 22 AWG	1,500 mm $\pm 30$

## AC CORD

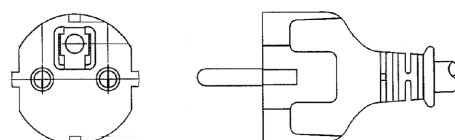
units: mm



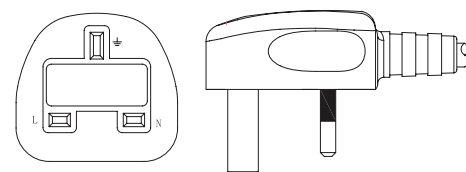
### NORTH AMERICA



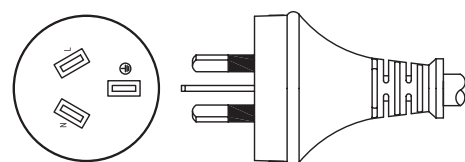
### EUROPE



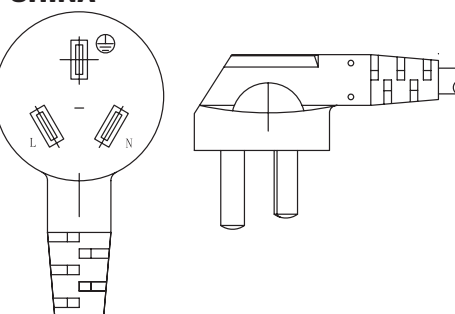
### UNITED KINGDOM



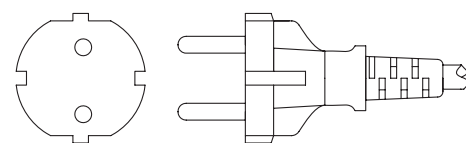
### AUSTRALIA



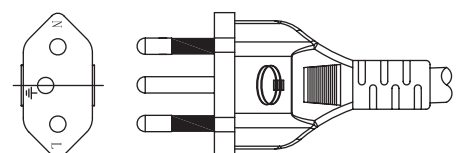
### CHINA



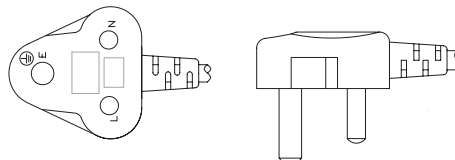
### SOUTH KOREA



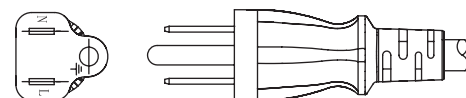
### BRAZIL



### SOUTH AFRICA



### JAPAN



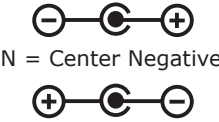
**Table 2**

AC INPUT	CORD LENGTH
North America	1,830 mm ±30
Europe	1,830 mm ±30
United Kingdom	1,830 mm ±30
Australia	1,830 mm ±30
China	1,830 mm ±30
South Korea	1,830 mm ±50
Brazil	1,830 mm ±30
South Africa	1,830 mm ±50
Japan	1,830 mm ±30

## DC PLUG TYPE PART NUMBER KEY

**XXX**

**Plug Polarity:**  
P = Center Positive  
N = Center Negative



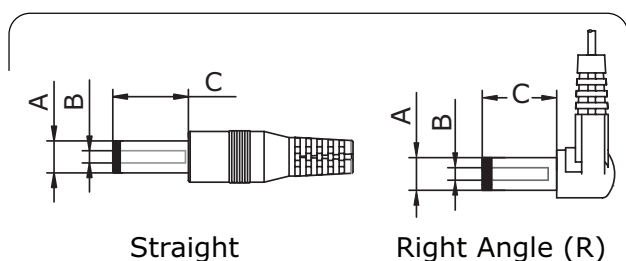
**Plug Code:**  
X = Choose a code from the options below

**Plug Angle:**  
"blank" = Straight  
R = Right Angle

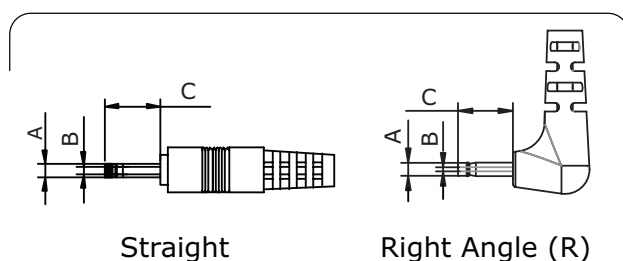
Plug Polarity		Code		Dimensions (mm)			Plug Angle	
Center Pos.	Center Neg.	Option	Type	A	B	C	Straight	Right
•	•	5	Standard	5.5	2.1	9.5	•	•
•	•	6	Standard	5.5	2.5	9.5	•	•
•	•	7	Standard	3.5	1.35	9.5	•	•
•	•	8	Standard	3.8	1.35	9.5	•	•
•	•	9	Standard	3.8	1.05	9.5	•	•
•	•	10	Locking	5.5	2.1	9.5	•	N/A
•	•	11	Locking	5.5	2.5	9.5	•	N/A
•	•	12	EIAJ-1	2.35	0.7	9.5	•	•
•	•	13	EIAJ-2	4.0	1.7	9.5	•	•
•	•	14	EIAJ-3	4.75	1.7	9.5	•	•
N/A	N/A	ST	Stripped & Tinned				N/A	N/A

Note: 1. Contact CUI for additional plug options

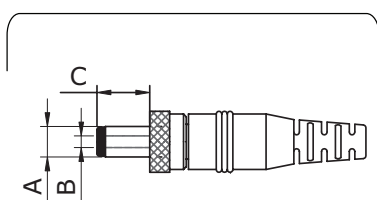
### Standard



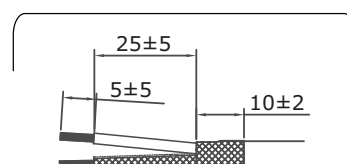
### EIAJ



### Locking



### Stripped & Tinned



## REVISION HISTORY

rev.	description	date
1.0	initial release	10/26/2018

The revision history provided is for informational purposes only and is believed to be accurate.



**CUI INC®**

**Headquarters**  
20050 SW 112th Ave.  
Tualatin, OR 97062  
**800.275.4899**

Fax 503.612.2383  
**cui.com**  
techsupport@cui.com

This device complies with part 15 of the FCC Rules. Operation is subject to the following two conditions:

- (1) This device may not cause harmful interference, and
- (2) this device must accept any interference received, including interference that may cause undesired operation.

CUI offers a one (1) year limited warranty. Complete warranty information is listed on our website.

CUI reserves the right to make changes to the product at any time without notice. Information provided by CUI is believed to be accurate and reliable. However, no responsibility is assumed by CUI for its use, nor for any infringements of patents or other rights of third parties which may result from its use.

CUI products are not authorized or warranted for use as critical components in equipment that requires an extremely high level of reliability. A critical component is any component of a life support device or system whose failure to perform can be reasonably expected to cause the failure of the life support device or system, or to affect its safety or effectiveness.

# Mouser Electronics

Authorized Distributor

Click to View Pricing, Inventory, Delivery & Lifecycle Information:

## CUI Inc.:

[SDI24-12-U2-P5](#) [SDI24-12-U2-P5R](#) [SDI24-12-U2-P6](#) [SDI24-12-U2-P6R](#) [SDI24-12-UC-P5](#) [SDI24-12-UC-P5R](#)  
[SDI24-9-UC-P6](#) [SDI24-9-UC-P6R](#) [SDI24-9-U-P5](#) [SDI24-9-U-P5R](#) [SDI24-9-U-P6](#) [SDI24-9-U-P6R](#) [SDI24-9-U2-P5](#)  
[SDI24-9-U2-P5R](#) [SDI24-9-U2-P6](#) [SDI24-9-U2-P6R](#) [SDI24-9-UC-P5](#) [SDI24-9-UC-P5R](#) [SDI24-5-UC-P6](#) [SDI24-5-UC-](#)  
[P6R](#) [SDI24-5-U-P5](#) [SDI24-5-U-P5R](#) [SDI24-5-U-P6](#) [SDI24-5-U-P6R](#) [SDI24-5-U2-P5](#) [SDI24-5-U2-P5R](#) [SDI24-5-U2-](#)  
[P6](#) [SDI24-5-U2-P6R](#) [SDI24-5-UC-P5](#) [SDI24-5-UC-P5R](#) [SDI24-48-UC-P6](#) [SDI24-48-UC-P6R](#) [SDI24-48-U-P5](#) [SDI24-](#)  
[48-U-P5R](#) [SDI24-48-U-P6](#) [SDI24-48-U-P6R](#) [SDI24-48-U2-P5](#) [SDI24-48-U2-P5R](#) [SDI24-48-U2-P6](#) [SDI24-48-U2-P6R](#)  
[SDI24-48-UC-P5](#) [SDI24-48-UC-P5R](#) [SDI24-24-UC-P6](#) [SDI24-24-UC-P6R](#) [SDI24-24-U-P5](#) [SDI24-24-U-P5R](#) [SDI24-](#)  
[24-U-P6](#) [SDI24-24-U-P6R](#) [SDI24-24-U2-P5](#) [SDI24-24-U2-P5R](#) [SDI24-24-U2-P6](#) [SDI24-24-U2-P6R](#) [SDI24-24-UC-P5](#)  
[SDI24-24-UC-P5R](#) [SDI24-15-UC-P6](#) [SDI24-15-UC-P6R](#) [SDI24-15-U-P5](#) [SDI24-15-U-P5R](#) [SDI24-15-U-P6](#) [SDI24-](#)  
[15-U-P6R](#) [SDI24-15-U2-P5](#) [SDI24-15-U2-P5R](#) [SDI24-15-U2-P6](#) [SDI24-15-U2-P6R](#) [SDI24-15-UC-P5](#) [SDI24-15-UC-](#)  
[P5R](#) [SDI24-12-UC-P6](#) [SDI24-12-UC-P6R](#) [SDI24-12-U-P5](#) [SDI24-12-U-P5R](#) [SDI24-12-U-P6](#) [SDI24-12-U-P6R](#)