



Connectors > PCB Connectors > Backplane Connectors > High Speed Backplane Connectors



Number of Positions: 96
Row-to-Row Spacing: 1.25 mm [.05 in]
Mating Alignment: With
Mating Alignment Type: Polarization
Number of Rows: 8

Features

Product Type Features

Backplane Module Type	Center
Connector System	Board-to-Board
Connector & Contact Terminates To	Printed Circuit Board
PCB Connector Assembly Type	PCB Mount Receptacle
Shroud Style	Unshrouded

Configuration Features

Pairs per Column	8
Number of Pairs	48
Stackable	Yes
Number of Signal Positions	96
Number of Positions	96
Number of Rows	8
Number of Columns	12
PCB Mount Orientation	Right Angle

Electrical Characteristics

Impedance	30 Ω
Operating Voltage	30 VAC

Signal Characteristics



Data Rate	20 Gb/s
-----------	---------

Body Features

Shield Material	Copper Alloy
Primary Product Color	Natural

Contact Features

PCB Contact Termination Area Plating Material Thickness	.5 – 2.5 µm[20 – 100 µin]
Contact Type	Receptacle
Contact Shape & Form	Dual Beam
Contact Underplating Material	Nickel
PCB Contact Termination Area Plating Material	Tin
Contact Base Material	Copper Alloy
Contact Current Rating (Max)	.5 A

Termination Features

Termination Post & Tail Length	1.6 mm[.681 in]
Termination Method to PCB	Through Hole - Press-Fit

Mechanical Attachment

Guide Hardware	Without
Mating Retention	Without
PCB Mount Alignment	With
PCB Mount Retention	With
PCB Mount Retention Type	Action/Compliant Tail
Mating Alignment	With
Mating Alignment Type	Polarization

Housing Features

Number of Shrouded Sides	0
End Wall Location	None
Housing Material	LCP (Liquid Crystal Polymer)
Centerline (Pitch)	1.45 mm[.057 in]

Dimensions

Connector Length	24.5 mm[.965 in]
Connector Height	12.51 mm[.493 in]
Connector Width	17.3 mm[.681 in]



PCB Thickness (Recommended)	1.2 mm
PCB Hole Diameter	.4 mm[.016 in]
Row-to-Row Spacing	1.25 mm[.05 in]

Usage Conditions

Operating Temperature Range	-55 – 105 °C[-67 – 221 °F]
-----------------------------	----------------------------

Operation/Application

Durability Rating	250 Cycles
Circuit Application	Signal

Industry Standards

UL Flammability Rating	UL 94V-0
------------------------	----------

Packaging Features

Packaging Method	Tray
------------------	------

Product Compliance

For compliance documentation, visit the product page on [TE.com](#)>


EU RoHS Directive 2011/65/EU	Compliant
EU ELV Directive 2000/53/EC	Compliant
China RoHS 2 Directive MIIT Order No 32, 2016	No Restricted Materials Above Threshold
EU REACH Regulation (EC) No. 1907/2006	Current ECHA Candidate List: JUNE 2024 (241) Candidate List Declared Against: JUNE 2024 (241) Does not contain REACH SVHC
Halogen Content	Low Halogen - Br, Cl, F, I < 900 ppm per homogenous material. Also BFR/CFR/PVC Free
Solder Process Capability	Not applicable for solder process capability

Product Compliance Disclaimer


This information is provided based on reasonable inquiry of our suppliers and represents our current actual knowledge based on the information they provided. This information is subject to change. The part numbers that TE has identified as EU RoHS compliant have a maximum concentration of 0.1% by weight in homogenous materials for lead, hexavalent chromium, mercury, PBB, PBDE, DBP, BBP, DEHP, DIBP, and 0.01% for cadmium, or qualify for an exemption to these limits as defined in the Annexes of Directive 2011/65/EU (RoHS2). Finished electrical and electronic equipment products will be CE marked as required by Directive 2011/65/EU. Components may not be CE marked. Additionally, the part numbers that TE has identified as EU ELV compliant have a maximum concentration of 0.1% by weight in homogenous materials for lead, hexavalent chromium, and mercury, and 0.01% for cadmium, or qualify for an exemption to these limits as defined in the Annexes of Directive 2000/53/EC (ELV). Regarding the REACH Regulation, the information TE provides on SVHC in articles for this part number is based on the latest European Chemicals Agency (ECHA) 'Guidance on requirements for substances in articles' posted at this URL: <https://echa.europa.eu/guidance-documents/guidance-on-reach>




Compatible Parts




TE Part # 1982738-2
Female Connector IEC




TE Part # 2042088-2
Vert.Male, IEC L2



TE Part # 2042162-2
Right Angle Male Connector




TE Part # 2042139-2
RA Male Connector, IEC L3




TE Part # 1551012-2
Vert.Male, IEC L3

Also in the Series | Z-PACK Slim UHD




Hard Metric Backplane Connectors(2)




High Speed Backplane Connectors(12)

Customers Also Bought



TE Part #5747838-3
25 MSFL RCPT RA 590 (IN,FM,BL)



TE Part #2101510-2
4 Pos RF Module, Backplane, OSMM PASSIVA



TE Part #1410140-1
MULTIGIG RT T2 .8" BP FULL CNT



TE Part #6469085-1
HMZD 3PAIR, HDR ASSY, 25MM MOD



TE Part #2042088-1
Vert.Male, Telcordia L2

TE Part #2176305-4
RP 1E 0.1W 115R 0.1% 25PPM 5K RL

TE Part #T4144435051-000
M12 R/A M PNL REAR B-CODE 5P
PCBSTD SHLD

TE Part #58246-1
MTA 100 CRIMP HEAD REPAIR
DISCRETE

TE Part #1-2351052-6
LGA4677 E1C CARRIER ASSY

TE Part #504265-E
MCBA 5 M * SMD 137 * 176 * GURT *
J 2 50

Documents

Product Drawings

Female Connector

English

CAD Files

3D PDF

3D

Customer View Model

ENG_CVM_CVM_1857657-2_A.2d_dxf.zip

English

Customer View Model

ENG_CVM_CVM_1857657-2_A.3d_igs.zip

English

Customer View Model

ENG_CVM_CVM_1857657-2_A.3d_stp.zip

English

By downloading the CAD file I accept and agree to the [Terms and Conditions](#) of use.

Datasheets & Catalog Pages

High Speed Backplane Connectors catalog - Z-PACK Slim UHD Connector

English

Z-Pack Slim UHD Connector Platform

English

Agency Approvals

UL Report

English

