



Connectors > D-Shaped Connectors > Microminiature & Nanominiature D Connectors



Connector & Housing Type: **Plug**
Connector System: **Cable-to-Board**
Number of Positions: **37**
Centerline (Pitch): **1.27 mm [.05 in]**
Connector & Contact Terminates To: **Wire & Cable**

Features

Product Type Features

Connector & Housing Type	Plug
Connector System	Cable-to-Board
Connector & Contact Terminates To	Wire & Cable

Configuration Features

Number of Positions	37
---------------------	----

Contact Features

Contact Options	Installed
Contact Current Rating (Max)	3 A

Termination Features

Termination Method to Wire & Cable	Solder Cup
------------------------------------	------------

Housing Features

Centerline (Pitch)	1.27 mm[.05 in]
--------------------	-----------------

Usage Conditions

Operating Temperature Range	-55 – 125 °C[-67 – 257 °F]
-----------------------------	----------------------------

Operation/Application

Circuit Application	Signal
---------------------	--------



Product Compliance

For compliance documentation, visit the product page on TE.com>

EU RoHS Directive 2011/65/EU	Compliant
EU ELV Directive 2000/53/EC	Compliant
China RoHS 2 Directive MIIT Order No 32, 2016	No Restricted Materials Above Threshold
EU REACH Regulation (EC) No. 1907/2006	Current ECHA Candidate List: JUNE 2024 (241) Candidate List Declared Against: JUNE 2024 (241) Does not contain REACH SVHC
Halogen Content	Low Halogen - Br, Cl, F, I < 900 ppm per homogenous material. Also BFR/CFR/PVC Free
Solder Process Capability	Wave solder capable to 265°C

Product Compliance Disclaimer

This information is provided based on reasonable inquiry of our suppliers and represents our current actual knowledge based on the information they provided. This information is subject to change. The part numbers that TE has identified as EU RoHS compliant have a maximum concentration of 0.1% by weight in homogenous materials for lead, hexavalent chromium, mercury, PBB, PBDE, DBP, BBP, DEHP, DIBP, and 0.01% for cadmium, or qualify for an exemption to these limits as defined in the Annexes of Directive 2011/65/EU (RoHS2). Finished electrical and electronic equipment products will be CE marked as required by Directive 2011/65/EU. Components may not be CE marked. Additionally, the part numbers that TE has identified as EU ELV compliant have a maximum concentration of 0.1% by weight in homogenous materials for lead, hexavalent chromium, and mercury, and 0.01% for cadmium, or qualify for an exemption to these limits as defined in the Annexes of Directive 2000/53/EC (ELV). Regarding the REACH Regulation, the information TE provides on SVHC in articles for this part number is based on the latest European Chemicals Agency (ECHA) ‘Guidance on requirements for substances in articles’ posted at this URL: <https://echa.europa.eu/guidance-documents/guidance-on-reach>

Customers Also Bought



TE Part #1-2379237-1
NECTOR T, INLINE SOCKET, SCREW, Key-A,S2



TE Part #820243-000
462A034-25-0



TE Part #1532209-1
M83513/01-AN, MCKS-N1-B-9PS




TE Part #829099-000
342A024-25-0






TE Part #829100-000
562A032-25-0




TE Part #1532204-1
M83513/02-DN, MCKS-N1-B-25SS



TE Part #1532213-1
M83513/01-EN, MCKS-N1-B-31PS



TE Part #1-2379238-1
NECTOR T, INLINE PIN, SCREW, Key-A, S2



TE Part #1532212-1
M83513/01-DN, MCKS-N1-B-25PS



TE Part #5-2176473-8
RA73F 1J 200R 0.1% 1K RL

Documents

Product Drawings

M83513/01-FN, MCKS-N1-B-37PS

English

CAD Files

3D PDF

3D

Customer View Model

ENG_CVM_CVM_1532214-1_B.2d_dxf.zip

English

Customer View Model

ENG_CVM_CVM_1532214-1_B.3d_igs.zip

English

Customer View Model

ENG_CVM_CVM_1532214-1_B.3d_stp.zip

English

By downloading the CAD file I accept and agree to the [Terms and Conditions](#) of use.