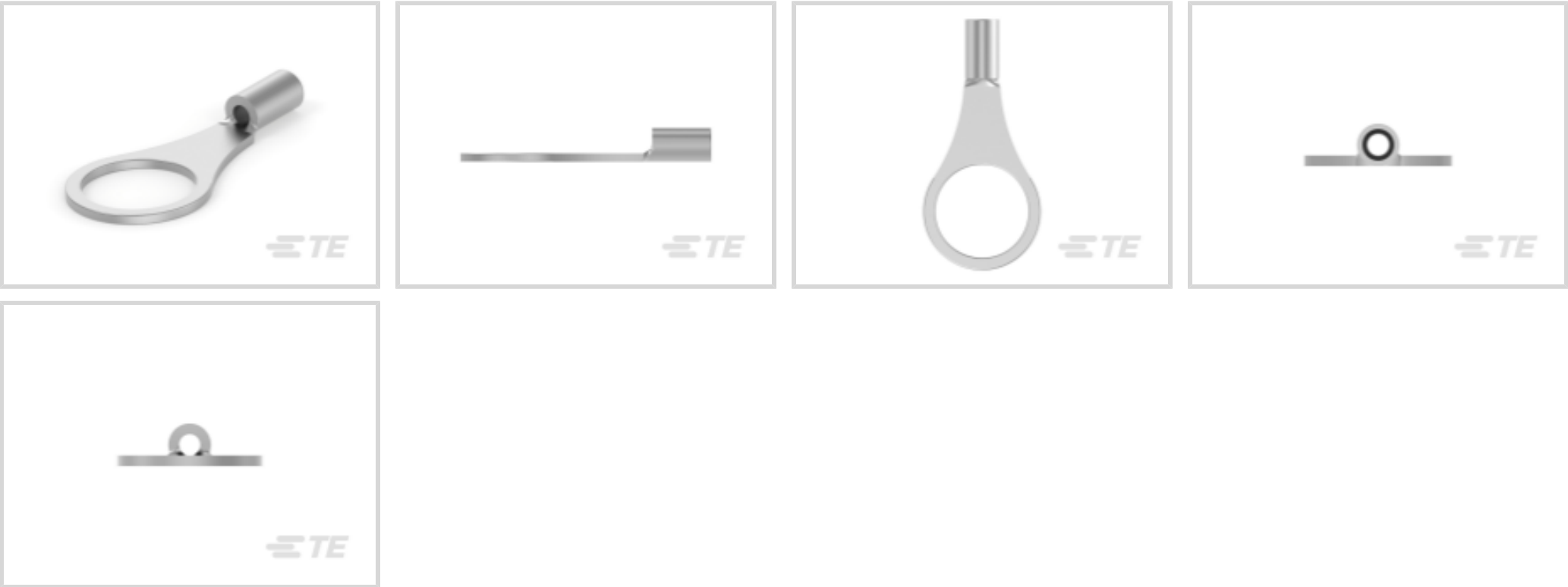




Terminals & Splices > Ring Terminals



Ring Terminal Product Type: Closed Ring Tongue Terminal

Wire Size: 202 – 810 CMA

Stud Size: #10

Features

Product Type Features

Ring Terminal Product Type	Closed Ring Tongue Terminal
Stud Size	#10
Sealable	No

Wire Insulation Support Retention Type	Non-Insulation Support
--	------------------------

Configuration Features

Number of Holes	1
-----------------	---

Contact Features

Barrel Type	Closed
Terminal Orientation	Straight
Terminal Plating Material	Tin

Mechanical Attachment

Wire Insulation Support	Without
-------------------------	---------

Dimensions

Wire Size	202 – 810 CMA
Stud Diameter	4.82 mm [.19 in]

Tongue Thickness	.51 mm[.02 in]
Product Length	13.82 mm[.544 in]
Barrel Inside Diameter	.89 mm[.035 in]

Usage Conditions

Insulation Option	Uninsulated
Operating Temperature Range	170 °C[338 °F]

Operation/Application

Compatible With Wire Base Material	Copper
Compatible With Wire Plating Material	Tin

Industry Standards

Government Qualified Terminal	No
-------------------------------	----

Packaging Features

Packaging Quantity	1000
Packaging Method	Carton

Other

Line	Budget
------	--------

Product Compliance

For compliance documentation, visit the product page on TE.com>

EU RoHS Directive 2011/65/EU	Compliant
EU ELV Directive 2000/53/EC	Compliant
China RoHS 2 Directive MIIT Order No 32, 2016	No Restricted Materials Above Threshold
EU REACH Regulation (EC) No. 1907/2006	Current ECHA Candidate List: JUNE 2024 (241) Candidate List Declared Against: JUNE 2024 (241) Does not contain REACH SVHC
Halogen Content	Low Halogen - Br, Cl, F, I < 900 ppm per homogenous material. Also BFR/CFR/PVC Free
Solder Process Capability	Not applicable for solder process capability

Product Compliance Disclaimer

This information is provided based on reasonable inquiry of our suppliers and represents our current actual knowledge based on the information they provided. This information is subject to change. The part numbers that TE has identified as EU RoHS compliant have a maximum concentration of 0.1% by weight in homogenous materials for lead, hexavalent chromium, mercury, PBB, PBDE, DBP, BBP, DEHP, DIBP, and 0.01% for cadmium, or qualify for an exemption to these



limits as defined in the Annexes of Directive 2011/65/EU (RoHS2). Finished electrical and electronic equipment products will be CE marked as required by Directive 2011/65/EU. Components may not be CE marked. Additionally, the part numbers that TE has identified as EU ELV compliant have a maximum concentration of 0.1% by weight in homogenous materials for lead, hexavalent chromium, and mercury, and 0.01% for cadmium, or qualify for an exemption to these limits as defined in the Annexes of Directive 2000/53/EC (ELV). Regarding the REACH Regulation, the information TE provides on SVHC in articles for this part number is based on the latest European Chemicals Agency (ECHA) 'Guidance on requirements for substances in articles' posted at this URL: <https://echa.europa.eu/guidance-documents/guidance-on-reach>


Compatible Parts




REPRESENTATION ONLY

TE Part # 69363
DAHT STRATO SOLIS 26-20 ASSY


Also in the Series | SOLISTRAND Budget



Knife Disconnects(4)



Ring Terminals(108)



Spade Terminals(46)

Customers Also Bought



TE Part #31264
BUDG R 22-16 COMM 22-18 MIL 6




TE Part #42067-1
110 FATON REC 24-22 AWG TPBR



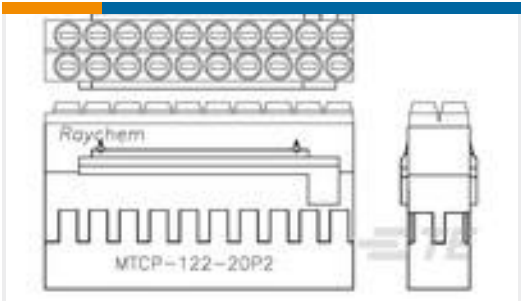
TE Part #31088
BUDGET R 22-16COMM 22-18MIL 2




TE Part #4-2176412-6
5W XSM M/OX 5% 390R



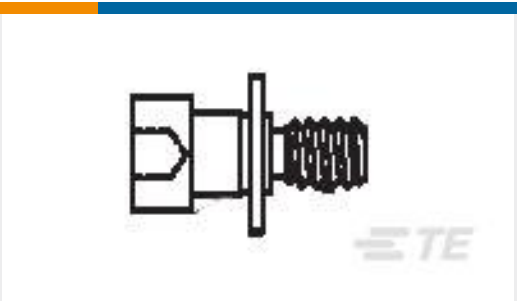
TE Part #206502-4
PLUG ASSY,62 POSN,AMPLIMITE



TE Part #637411-000
MTCP-122-20P2



TE Part #206499-4
RECEPT ASSY,SZ 1,AMPLIMITE



TE Part #5-1532137-5
M83513/05-02, RM, JKS, ALLEN, L PR, 2-56

Documents

Product Drawings

TERMINAL,BUDG R 26-22 10

English

CAD Files

3D PDF

3D

Customer View Model

ENG_CVM_CVM_32860_AY.2d_dxf.zip

English

Customer View Model

ENG_CVM_CVM_32860_AY.3d_igs.zip

English

Customer View Model

ENG_CVM_CVM_32860_AY.3d_stp.zip

English

By downloading the CAD file I accept and agree to the [Terms and Conditions](#) of use.