

1624055  
<https://www.phoenixcontact.com/us/products/1624055>

Please be informed that the data shown in this PDF document is generated from our online catalog. Please find the complete data in the user documentation. Our general terms of use for downloads are valid.



M23, Device connector front mounting, series: CA, straight, shielded: yes, for standard and SPEEDCON interlock, No. of pos.: 17, Direction of rotation: Standard, contact connection type: Pin, Solder connection, Axial seal, Central fastening M20 x 1.5, can be positioned via a locking nut, coding: N

Your advantages

- Safe use in the field, thanks to high degree of protection
- Connector for flexible on-site assembly
- Consistent EMC protection for reliable transmission of signals
- Solder connection: proven connection technology for various litz wires

Commercial data

Item number	1624055
Packing unit	1 pc
Minimum order quantity	1 pc
Note	Made to order (non-returnable)
Sales key	AB31
Product key	ABRAEL
Catalog page	Page 99 (C-2-2019)
GTIN	4055626227764
Weight per piece (including packing)	42.6 g
Weight per piece (excluding packing)	38.9 g
Customs tariff number	85366990
Country of origin	DE

# CA-17P1N126L00 - Device connector front mounting



1624055

<https://www.phoenixcontact.com/us/products/1624055>

## Technical data

### Product properties

Product type	Circular connectors (device side)
Data management status	
Article revision	06

### Material specifications

Flammability rating according to UL 94	V0
--	----

### Connector

#### Insulating body

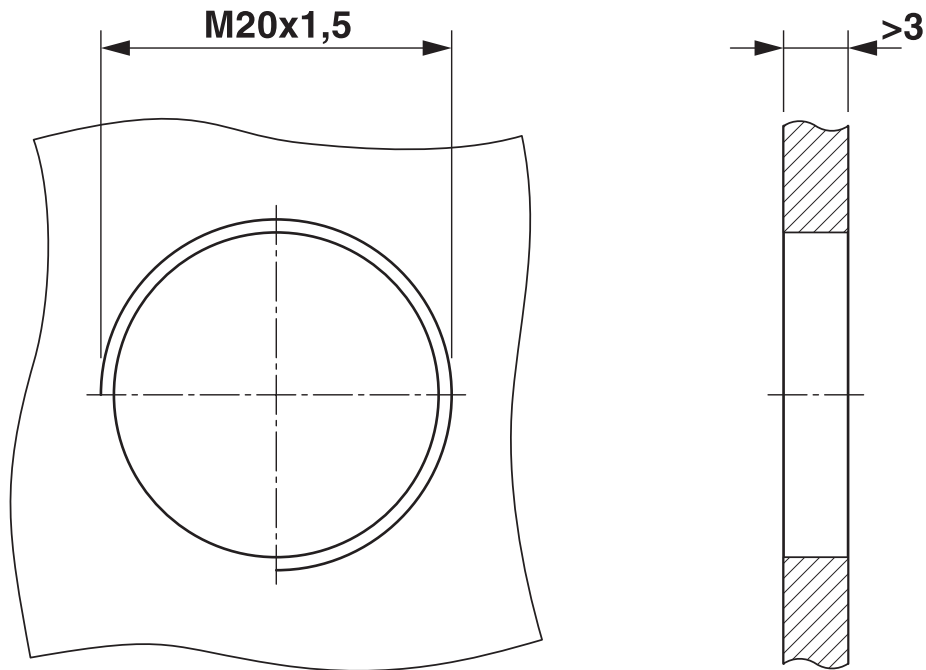
Coding	N
Insulation body material	PBT
Contact material	CuZn
Contact surface material	Ni/Au
Insertion/withdrawal cycles	100
Connection method	Solder connection
Contact switching type	Pin
Application	Signal
Number of positions	17
Direction of rotation	Standard
Connection profile	17
Rated voltage	48 V AC 74 V DC
Rated surge voltage	1.5 kV
Overvoltage category	III
Degree of pollution	3
Contact diameter <b>Signal contacts</b>	1 mm
Litz wire cross-section <b>Signal contacts</b> max.	1 mm <sup>2</sup>
Nominal current per signal contact	8 A

#### Housing

Housing material	Turned parts: copper zinc alloy (CuZn), die-cast parts: zinc (GD-Zn)
Type of locking	for standard and SPEEDCON interlock
Pg screw connection	none
Degree of protection (plugged in)	IP67
Thread type	M23

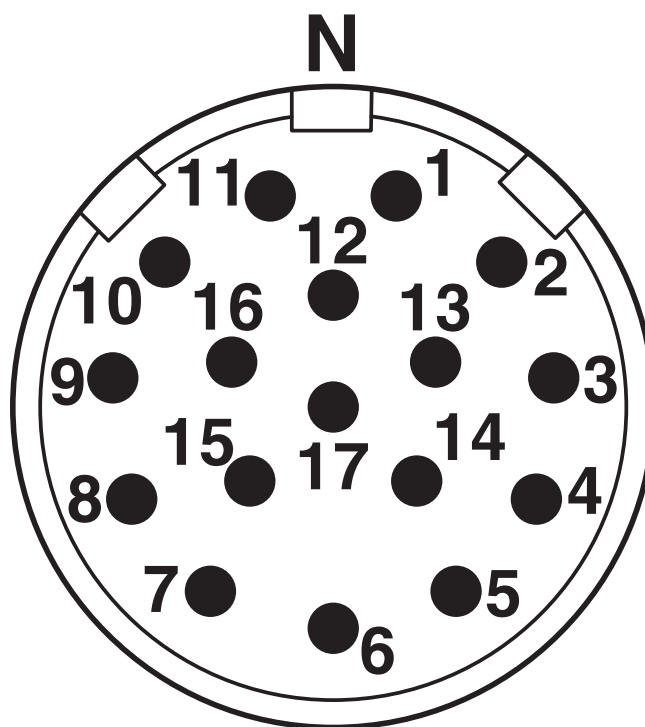
## Drawings

Dimensional drawing



Installation dimensions

Schematic diagram



Connector pin assignment

# CA-17P1N126L00 - Device connector front mounting




1624055

<https://www.phoenixcontact.com/us/products/1624055>

## Approvals

To download certificates, visit the product detail page: <https://www.phoenixcontact.com/us/products/1624055>

 <b>cUL Recognized</b> Approval ID: E335019-20141210				
	Nominal voltage $U_N$	Nominal current $I_N$	Cross section AWG	Cross section $\text{mm}^2$
	48 V	5 A	18 - 18	-

 <b>UL Recognized</b> Approval ID: E335019-20141210				
	Nominal voltage $U_N$	Nominal current $I_N$	Cross section AWG	Cross section $\text{mm}^2$
	48 V	8 A	18 - 18	-

<b>cULus Recognized</b>				
-------------------------	--	--	--	--

# CA-17P1N126L00 - Device connector front mounting



1624055

<https://www.phoenixcontact.com/us/products/1624055>

## Classifications

### ECLASS

ECLASS-11.0	27440109
ECLASS-12.0	27440109
ECLASS-13.0	27440109

### ETIM

ETIM 9.0	EC003569
----------	----------

### UNSPSC

UNSPSC 21.0	39121400
-------------	----------

Environmental product compliance

EU RoHS	
Fulfills EU RoHS substance requirements	Yes
Exemption	6(c)
China RoHS	
Environment friendly use period (EFUP)	EFUP-50
	An article-related China RoHS declaration table can be found in the download area for the respective article under "Manufacturer declaration". For all articles with EFUP-E, no China RoHS declaration table issued and required.
EU REACH SVHC	
REACH candidate substance (CAS No.)	Lead(CAS: 7439-92-1)
SCIP	4f7505fe-7576-497e-8398-4542458b2e49