

4-1971845-8 ✓ ACTIVE

[RAST](#) | [RAST 5 IDC Connectors](#)

TE Internal #: 4-1971845-8

PCB Mount Header, Vertical, Wire-to-Board, 8 Position, 5 mm [.197 in] Centerline, Fully Shrouded, Tin, Through Hole - Solder, RAST 5 IDC Connectors

[View on TE.com >](#)



Connectors > PCB Connectors > PCB Headers & Receptacles



Connector System: **Wire-to-Board**

Number of Positions: **8**

Number of Rows: **1**

Centerline (Pitch): **5 mm [.197 in]**

PCB Mount Orientation: **Vertical**

## Features

### Product Type Features

Connector System	Wire-to-Board
Header Type	Fully Shrouded
Sealable	No
Connector & Contact Terminates To	Printed Circuit Board
PCB Connector Assembly Type	PCB Mount Header

### Configuration Features

Number of Columns	8
Number of Positions	8
Number of Rows	1
PCB Mount Orientation	Vertical

### Electrical Characteristics

Operating Voltage	250 VAC
-------------------	---------

### Body Features

Primary Product Color	Natural
-----------------------	---------



### Contact Features

PCB Contact Termination Area Plating Material Thickness	2 µm[78.74 µin]
Contact Layout	Inline
Mating Tab Width	6.3 mm[.248 in]
Mating Tab Thickness	.8 mm[.032 in]
Contact Underplating Material Thickness	1.27 µm[50 µin]
Contact Mating Area Plating Material Thickness	2 µm[78.74 µin]
PCB Contact Termination Area Plating Material Finish	Matte
Contact Shape & Form	Rectangular
Contact Mating Area Plating Material Finish	Matte
Contact Underplating Material	Nickel
PCB Contact Termination Area Plating Material	Tin
Contact Base Material	Copper Alloy
Contact Mating Area Plating Material	Tin
Contact Type	Tab
Contact Current Rating (Max)	16 A

### Termination Features

Square Termination Post & Tail Dimension	.8 mm[.032 in]
Termination Post & Tail Length	3.5 mm[.13 in]
Termination Method to PCB	Through Hole - Solder

### Mechanical Attachment

PCB Mount Alignment Type	Polarizing Pegs
Mating Alignment Type	Polarization
Mating Retention	With
Mating Retention Type	Latch
Connector Mounting Type	Board Mount
Mating Alignment	With
PCB Mount Alignment	With
PCB Mount Retention	Without

### Housing Features

Housing Material	Nylon
Centerline (Pitch)	5 mm[.197 in]



### Dimensions

Connector Length	42.3 mm[1.66 in]
Connector Height	12.8 mm[.5 in]
Connector Width	14.9 mm[.58 in]

### Usage Conditions

Operating Temperature Range	-40 – 120 °C[-40 – 248 °F]
-----------------------------	----------------------------

### Operation/Application

Circuit Application	Power
---------------------	-------

### Industry Standards

Compatible With Agency/Standards Products	UL, VDE
Compatible With Approved Standards Products	UL E28476
UL Flammability Rating	UL 94V-0

### Packaging Features

Packaging Quantity	45
Packaging Method	Box, Tube

### Product Compliance

[For compliance documentation, visit the product page on TE.com>](#)


EU RoHS Directive 2011/65/EU	Compliant
EU ELV Directive 2000/53/EC	Compliant
China RoHS 2 Directive MIIT Order No 32, 2016	No Restricted Materials Above Threshold
EU REACH Regulation (EC) No. 1907/2006	Current ECHA Candidate List: JUNE 2024 (241) Candidate List Declared Against: JUNE 2024 (241) Does not contain REACH SVHC
Halogen Content	Not Low Halogen - contains Br or Cl > 900 ppm.
Solder Process Capability	Not reviewed for solder process capability

#### Product Compliance Disclaimer

This information is provided based on reasonable inquiry of our suppliers and represents our current actual knowledge based on the information they provided. This information is subject to change. The part numbers that TE has identified as EU RoHS compliant have a maximum concentration of 0.1% by weight in homogenous materials for lead, hexavalent chromium, mercury, PBB, PBDE, DBP, BBP, DEHP, DIBP, and 0.01% for cadmium, or qualify for an exemption to these limits as defined in the Annexes of Directive 2011/65/EU (RoHS2). Finished electrical and electronic equipment products will be CE marked as required by Directive 2011/65/EU. Components may not be CE marked. Additionally, the part numbers that TE has identified as EU ELV compliant have a maximum concentration of 0.1% by weight in homogenous

materials for lead, hexavalent chromium, and mercury, and 0.01% for cadmium, or qualify for an exemption to these limits as defined in the Annexes of Directive 2000/53/EC (ELV). Regarding the REACH Regulation, the information TE provides on SVHC in articles for this part number is based on the latest European Chemicals Agency (ECHA) 'Guidance on requirements for substances in articles' posted at this URL: <https://echa.europa.eu/guidance-documents/guidance-on-reach>


## Compatible Parts




TE Part # 5-1971845-8  
8P, RAST 5 Tab Header, THV



TE Part # 1-1971845-8  
8P, RAST 5 Tab Header, THV



TE Part # 1-2232043-8  
8P, RAST 5 Tab Header, THV




TE Part # 2-1971845-8  
8P, RAST 5 Tab Header, THV



TE Part # 2-2232043-8  
8P, RAST 5 Tab Header, THV



TE Part # 3-1971845-8  
8P, RAST 5 Tab Header, THV



TE Part # 4-2232043-8  
8P, RAST 5 Tab Header, THV



TE Part # 5-2232043-8  
8P, RAST 5 Tab Header, THV




TE Part # 6-1971845-8  
8P, RAST 5 Tab Header, THV

## Also in the Series | RAST 5 IDC Connectors



Automotive Terminals(8)



Connector Contacts(14)



Crimp Terminal Housings(39)




Insertion & Extraction Tools(1)



PCB Headers &amp; Receptacles(417)



Rectangular Connector Housings(1)



Standard Edge Connectors(32)




Standard Rectangular Connectors(63)



Wire-to-Board Connector Assemblies &amp; Housings(202)

## Customers Also Bought

TE Part #2-964575-8  
PCB RAHMEN 8P

## Documents

### Product Drawings

8P, RAST 5 Tab Header, THV

English

### CAD Files

3D PDF

3D

Customer View Model

[ENG\\_CVM\\_CVM\\_4-1971845-8\\_B\\_c-4-1971845-8-b.2d\\_dxf.zip](#)

English

Customer View Model

[ENG\\_CVM\\_CVM\\_4-1971845-8\\_B\\_c-4-1971845-8-b.3d\\_igs.zip](#)

English

Customer View Model

[ENG\\_CVM\\_CVM\\_4-1971845-8\\_B\\_c-4-1971845-8-b.3d\\_stp.zip](#)

English

By downloading the CAD file I accept and agree to the [Terms and Conditions](#) of use.



---

### Datasheets & Catalog Pages

[RAST Connector System Catalog](#)

English

[7-1773465-5 RAST5.0 Flyer](#)

English

---

### Product Specifications

[Product Specification](#)

English

---

### Agency Approvals

[VDE Certificate](#)

English