

Product data sheet

Miniature connectors

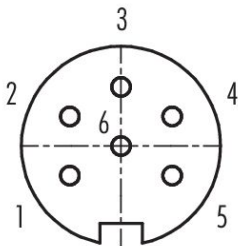
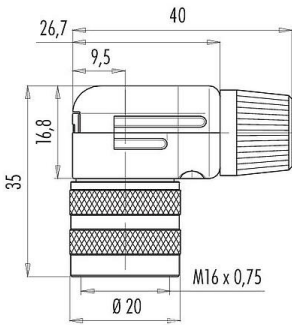


|                     |   |
|---------------------|---|
| Product description | M16 Female angled connector, Contacts: 6 (06-a), 6.0-8.0 mm, shieldable, solder, IP40 |
| Area                | series 682  |
| Part no.            | 99 0144 12 06   |

Illustration

Scale drawing

Contact arrangement (Plug-in side)



You can find the assembly instructions on the next page.

Technical data

General features

|                           |                                    |
|---------------------------|------------------------------------|
| Part no.                  | 99 0144 12 06                      |
| Connector design          | Female angled connector            |
| Type standard             | DIN EN 61076-2-106                 |
| Version                   | Connector socket angled            |
| Connector locking system  | screw                              |
| Termination               | solder                             |
| Degree of protection      | IP40                               |
| Cross-sectional area      | max. 0.75 mm <sup>2</sup> / AWG 18 |
| Cable outlet              | 6.0-8.0 mm                         |
| Twistability              | 90° (4 coding options)             |
| Temperature range from/to | -40 °C / 85 °C                     |
| Mechanical operation      | > 1000 Mating cycles               |
| Weight (g)                | 41.84                              |
| Customs tariff number     | 85369010                           |
| Country of Origin         | DE                                 |

Electrical parameters

|                           |                      |
|---------------------------|----------------------|
| Rated voltage             | 250 V                |
| Rated impulse voltage     | 1500 V               |
| Rated current             | 5.0 A                |
| Insulation resistance     | ≥ 10 <sup>10</sup> Ω |
| Pollution degree          | 1                    |
| Overvoltage category      | I                    |
| Insulating material group | III                  |
| EMC compliance            | shieldable           |

Product data sheet

Miniature connectors



|                     |   |
|---------------------|---|
| Product description | M16 Female angled connector, Contacts: 6 (06-a), 6.0-8.0 mm, shieldable, solder, IP40 |
| Area                | series 682  |
| Part no.            | 99 0144 12 06   |

|                   |             |
|-------------------|-------------|
| Shield connection | cable clamp |
|-------------------|-------------|

Material

|                       |                                      |
|-----------------------|--------------------------------------|
| Housing material      | Zinc die-cast nickel-plated          |
| Contact body material | PBT (UL94 V-0)                       |
| Contact material      | CuSn (bronze)                        |
| Contact plating       | Ag (silver)                          |
| REACH SVHC            | CAS 7439-92-1 (Lead)                 |
| SCIP number           | 627c3960-9536-4655-bd52-55b1eb2c374a |

Classifications

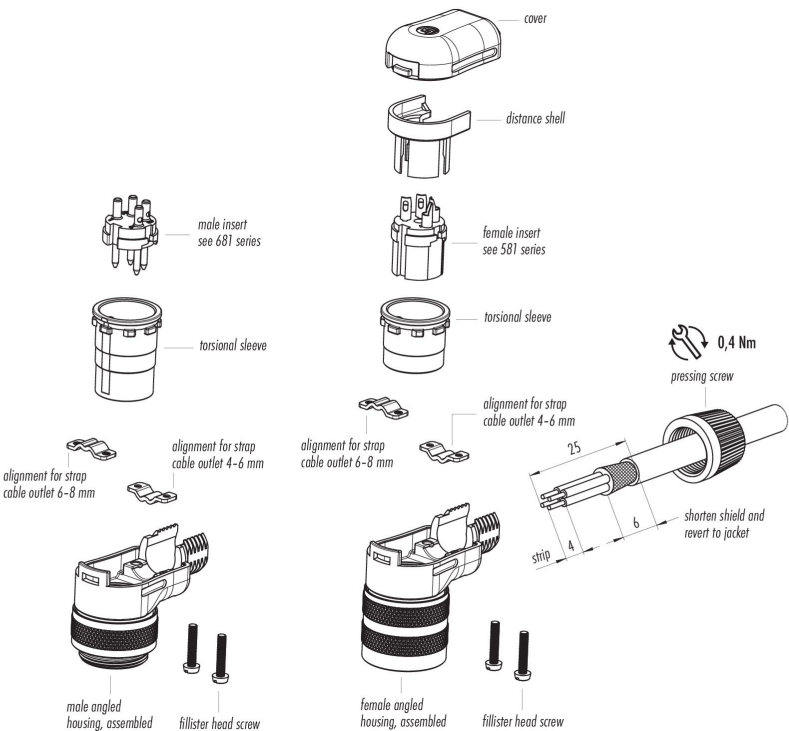
|             |             |
|-------------|-------------|
| eCl@ss 11.1 | 27-44-01-02 |
| ETIM 9.0    | EC002635    |

Declarations of conformity

|                       |  |
|-----------------------|--|
| Low Voltage Directive | 2014/35/EU (EN 60204-1:2018;EN 60529:1991) |
|-----------------------|--|

Assembly instructions

1. Bead pressing screw to cable.
2. Dismantle cable to 25 mm length.
3. Strip single wires, shorten shield and fold over jacket.
4. Solder single wires.
5. Mount torsional sleeve, contact insert and distance shell.
6. Fold cable over and mount strap (with cable outlet 6-8 mm rotated by 180°).
7. Mount cover and tighten pressing screw.



|                     |  |
|---------------------|--|
| Product description | <b>M16 Female angled connector, Contacts: 6 (06-a), 6.0-8.0 mm, shieldable, solder, IP40</b> |
| Area                | <b>series 682</b>  |
| Part no.            | <b>99 0144 12 06</b>   |

## Security notices

The connector must not be plugged or unplugged under load. Non-observance and improper use can result in personal injury.

The connectors have been developed for applications in plant engineering, control and electrical equipment construction. The user is responsible for checking whether the connectors can also be used in other areas of application.

To protect against unintentional opening of the connector, the thread between the housing and the connector head must be secured with a suitable cyanoacrylate adhesive when used in circuits with voltages dangerous to the touch. This does not apply to connectors used in SELV and PELV circuits according to IEC 61140 (EN 61140, VDE 0140-1).

Connectors which are used in circuits with voltages dangerous to the touch may only be installed and used by, or under the supervision of, persons with electrical engineering training, taking into account the applicable regulations and standards.

The user must take suitable safety precautions to ensure that the connector cannot be accidentally disconnected.

The plug connector is not suitable for mains voltages Please observe the pollution degree and the overvoltage category. For further information, please refer to the download center "Technical Information".

To lock the cable connector with the device connector, the threaded ring is tightened "hand-tight" (approx. 60 cNm).