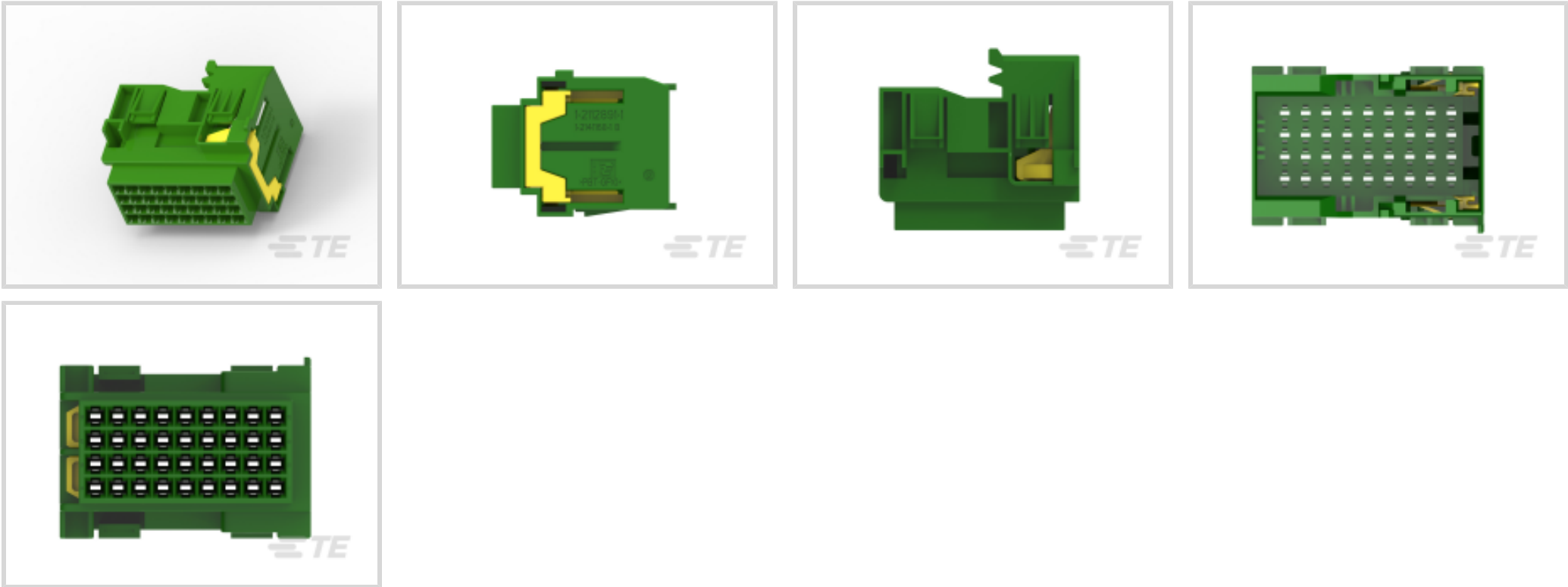




Connectors > Automotive Connectors > Automotive Housings > AMP Unsealed Connector Housing



Connector System: **Wire-to-Wire**
Number of Positions: **36**
Connector & Housing Type: **Housing for Male Terminals**
Centerline (Pitch): **4 mm [.157 in]**
Sealable: **No**

[All AMP Unsealed Connector Housing \(176\)](#)

Features

Product Type Features

Mixed & Hybrid Connector	No
Connector Shape	Rectangular
Connector System	Wire-to-Wire
Connector & Housing Type	Housing for Male Terminals
Sealable	No
Connector & Contact Terminates To	Wire & Cable
Primary Locking Feature	Integrated in Housing

Configuration Features

Number of Positions	36
Number of Rows	4

Electrical Characteristics

Operating Voltage	36 VDC
-------------------	--------



Nominal Voltage Architecture	36 V
------------------------------	------

Body Features

Cable Exit Angle	180°
Primary Product Color	Green
Connector & Keying Code	C

Contact Features

Contact Size	1.6mm
Contact Type	Tab
Mating Tab Width	1.6 mm[.063 in]
Contact Current Rating (Max)	10 A

Mechanical Attachment

Terminal Position Assurance	Yes
Strain Relief	Without
Mating Alignment Type	Keyed
Mating Alignment	With
Connector Mounting Type	Cable Mount (Free-Hanging)

Housing Features

Housing Material	PBT GF10
Centerline (Pitch)	4 mm[.157 in]

Dimensions

Connector Height	38.8 mm[1.53 in]
Product Width	30.5 mm[1.2 in]
Product Length	44.6 mm[1.75 in]
Row-to-Row Spacing	4.2 mm[.165 in]

Usage Conditions

Operating Temperature (Max)	120 °C[248 °F]
Operating Temperature Range	-40 – 120 °C[-40 – 248 °F]

Operation/Application

Circuit Application	Power
---------------------	-------

Industry Standards

UL Flammability Rating	UL 94HB
------------------------	---------

Packaging Features



Packaging Quantity	297
Packaging Method	Box

Other

Serviceable	Yes
Connector Position Assurance Capable	No

Product Compliance

For compliance documentation, visit the product page on TE.com>

EU RoHS Directive 2011/65/EU	Compliant
EU ELV Directive 2000/53/EC	Compliant
China RoHS 2 Directive MIIT Order No 32, 2016	No Restricted Materials Above Threshold
EU REACH Regulation (EC) No. 1907/2006	Current ECHA Candidate List: JUNE 2024 (241) Candidate List Declared Against: JUNE 2024 (241) Does not contain REACH SVHC
Halogen Content	BFR/CFR/PVC Free, but Br/Cl >900 ppm in other sources.
Solder Process Capability	Not reviewed for solder process capability

Product Compliance Disclaimer

This information is provided based on reasonable inquiry of our suppliers and represents our current actual knowledge based on the information they provided. This information is subject to change. The part numbers that TE has identified as EU RoHS compliant have a maximum concentration of 0.1% by weight in homogenous materials for lead, hexavalent chromium, mercury, PBB, PBDE, DBP, BBP, DEHP, DIBP, and 0.01% for cadmium, or qualify for an exemption to these limits as defined in the Annexes of Directive 2011/65/EU (RoHS2). Finished electrical and electronic equipment products will be CE marked as required by Directive 2011/65/EU. Components may not be CE marked. Additionally, the part numbers that TE has identified as EU ELV compliant have a maximum concentration of 0.1% by weight in homogenous materials for lead, hexavalent chromium, and mercury, and 0.01% for cadmium, or qualify for an exemption to these limits as defined in the Annexes of Directive 2000/53/EC (ELV). Regarding the REACH Regulation, the information TE provides on SVHC in articles for this part number is based on the latest European Chemicals Agency (ECHA) ‘Guidance on requirements for substances in articles’ posted at this URL: <https://echa.europa.eu/guidance-documents/guidance-on-reach>

Compatible Parts





TE Part # CAT-M4599-B128
AMP Carrier for Receptacle Inserts




TE Part # CAT-T4827-T273
TIMER, RECEPTACLE AND TAB


Also in the Series | AMP MCP 1.5K




Automotive Connector Caps & Covers (3)



Automotive Housings(80)




Automotive Terminals(22)



Insertion & Extraction Tools(1)


Also in the Series | AMP MCP Connector System




Automotive Connector Caps & Covers (24)




Automotive Connector Locks & Position Assurance(4)




Automotive Housings(260)




Automotive Terminals(11)



Connector Seals & Cavity Plugs(5)



Insertion & Extraction Tools(13)









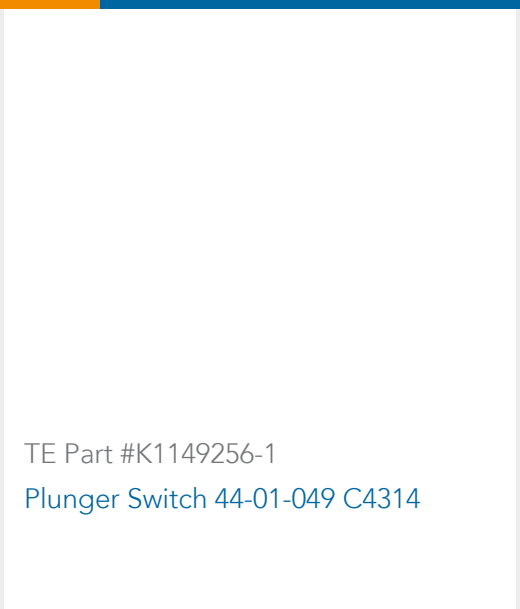
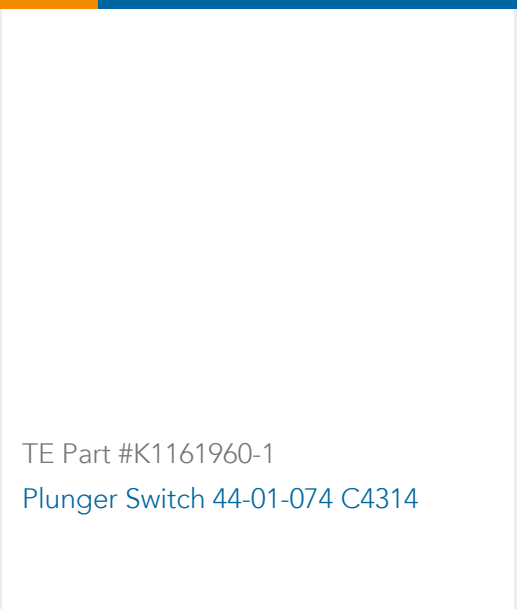
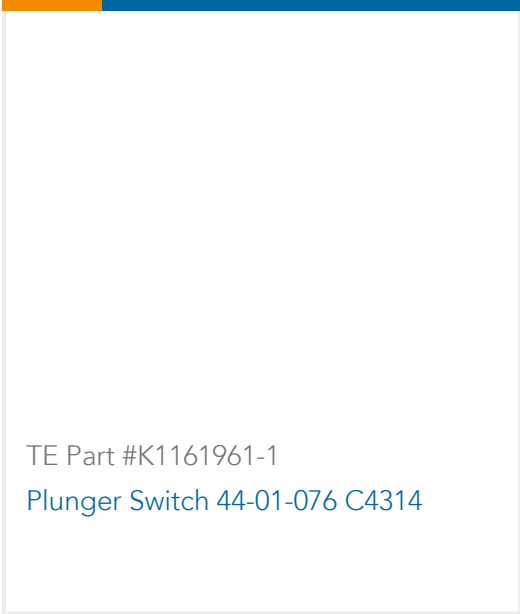
Other Automotive Connector Accessories(2)



PCB Headers & Receptacles(28)

Customers Also Bought



 <p>TE Part #1718490-1 AMP Unsealed Connector Housing</p>	 <p>TE Part #1-2299782-2 8POS,MIXED,REC HSG,ASSY,SLD</p>	 <p>TE Part #1803293-9 ANVIL, COMBINATION DEUTCH STYLE</p>	 <p>TE Part #3-1333207-8 ANVIL, COMBINATION .110</p>
 <p>TE Part #9-240693-1 ANVIL</p>	 <p>TE Part #1320921-1 SHEAR, HOLDER FRONT</p>	 <p>TE Part #K1149256-1 Plunger Switch 44-01-049 C4314</p>	 <p>TE Part #K1161960-1 Plunger Switch 44-01-074 C4314</p>
 <p>TE Part #K1161961-1 Plunger Switch 44-01-076 C4314</p>			

Documents

Product Drawings

36POS,TAB 1.5X0.6,TAB HSG,ASSY

English

CAD Files

3D PDF

3D

Customer View Model

ENG_CVM_CVM_1-2112891-3_B.2d_dxf.zip

English

Customer View Model

ENG_CVM_CVM_1-2112891-3_B.3d_igs.zip

English

Customer View Model

ENG_CVM_CVM_1-2112891-3_B.3d_stp.zip

English

By downloading the CAD file I accept and agree to the [Terms and Conditions](#) of use.

Product Specifications



Application Specification

German