由 Autodesk 教育版产品制作

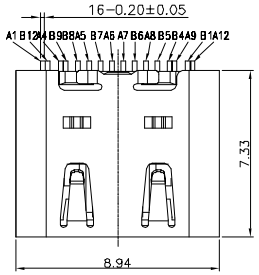

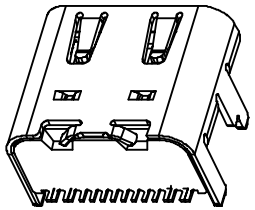

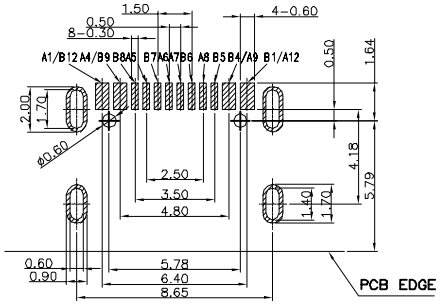

RECOMMEND P.C.B LAYOUT(COMPONENT SIDE)
TOLERANCE FOR PCB LAYOUT IS ± 0.05

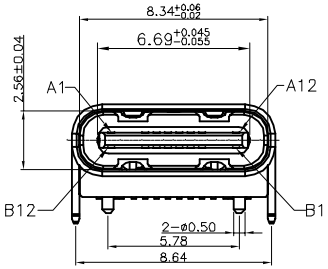

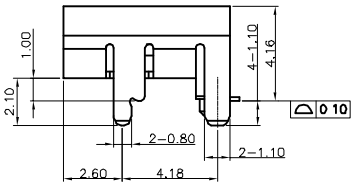

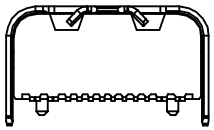

NOTES:
1.MATERIAL SPECIFICATION:
1. HOUSING/MOLDING: LCP+30% G/F & PA9T. UL94 V-0. BLACK.
2. CONTACTS: C2680R-H & C7025 TM04.T=0.25mm.
3. MID PLATE: SUS 301R-H. T=0.15mm.
4. INSIDE SHELL:SUS 304R-1/4H.T=0.30mm.
5. OUTSIDE SUS 304R-1/4H.T=0.25mm.
2.PLATING SPECIFICATION:
1. CONTACTS:
Ni 50u" MIN. UNDER PLATED OVER ALL.
Au PLATED ON THE FUNCTIONAL AREA OF CONTACT.
(GOLD PLATING THICKNESS FOLLOW THE P/N).
GOLD FLASH PLATING ON SOLDER AREA.
2. INSIDE SHELL OR OUTSIDE SHELL:
Ni 30u" MIN. UNDER PLATED OVER ALL.
3.MECHANICAL PERFORMANCE:
1. INSERTION FORCE: 5~20N.
2. REMOVAL FORCE: 8~20N.
3. DURABILITY: 10000 CYCLES.
4.ELECTRICAL PERFORMANCE:
1. CURRENT RATING: 5A.
2. VOLTAGE RATING: 20V.
3. INSULATION RESISTANCE: 100MΩ MIN.
4. DIELECTRIC WITHSTAND VOLTAGE: AC 100V FOR 1 MINUTE.
5. .LOW CONTACT RESISTANCE: INITIAL 40MΩ.
5. ENVIRONMENTAL PERFORMANCE:
1. OPERATING TEMPERATURE: -30℃~+80℃.
2. THE PEAK TEMPERATURE ON THE BOARD SHALL BE MAINTAINED FOR 10 SECONDS AT 260℃.
10. MARK"▼"AS THE FIRST PIECE FOCUS ON SIZE INSPECTION.
11. MARK"FAI"AS THE FAI DIMENSION NUMBER.
12. MARK"CPK"AS CPK DIMENSION NUMBER.

USB TYPE-C PIN ASSIGNMENTS

PIN NUMBER	SIGNAL NAME	PIN NUMBER	SIGNAL NAME
A1	GND	B12	GND
A4	VBUS	B9	VBUS
A5	CC1	B8	SBU2
A6	Dp1	B7	Dn2
A7	Dn1	B6	Dp2
A8	SBU1	B5	CC2
A9	VBUS	B4	VBUS
A12	GND	B1	GND

NO.	DESCRIPTION	MATERAL	REMARKS	
5				
4	INNER SHELL	SUS304 T=0.30MM	Ni 40u"MIN	1PCS
3	SHIELDING PLATE	SUS301 T=0.15MM	N/A	1PCS
2	CONTACT	C2680 T=0.15MM	Mating area 1u"Au Solder Tails: G/F Underplate: 80u"Min Ni overall	2SET
1	INSERT MOLDING	LCP UL94V-0	BLACK	1PCS

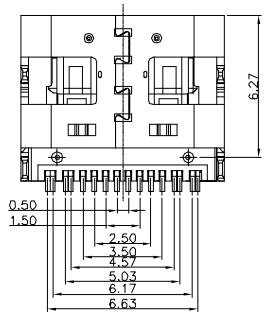

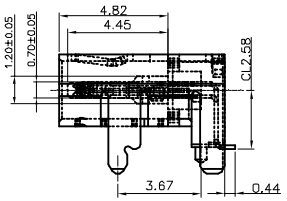

SECTION A-A
SCALE 1:1

深圳市万骏达电子有限公司 http://www.wanjunda.com	图号(DWG NO)		单位(UNIT): MM
	版本(REV)		比例(SCALE)1:1
	日期(DATE)		
品名(ITEM NO)	TYPE C 16Pin 板上垫高 1.0(无翻边)	设计(DESIGN)	未注公差 TOLERANCE UNSPECIFIED
料号(PART NO)	TPC-16P-DG-1.0	审核(CHECKED)	X.X ±0.30 X.XX ±0.15 X.XXX ±0.10 X° ±5° X.X° ±2°
模号(MODEL NO)		核准(APPROVED)	

由 Autodesk 教育版产品制作