

2-964286-1 ✓ ACTIVE

AMP | Junior Power Timer

TE Internal #: 2-964286-1

Receptacle, Mating Tab Width 2.8 mm [.11 in], Tab Thickness .8 mm [.031 in], 20 – 17 AWG Wire Size, Junior Power Timer, Automotive Terminals

[View on TE.com >](#)



Terminals & Splices > Automotive Terminals > TIMER, RECEPTACLE AND TAB



Terminal Type: **Receptacle**

Mating Tab Width: **2.8 mm [.11 in]**

Mating Tab Thickness: **.8 mm [.031 in]**

Terminal Transmits: **25 – 40 A (Power)**

Wire Size: **20 – 17 AWG**

[All TIMER, RECEPTACLE AND TAB \(324\)](#)

Features

Product Type Features

Sealable	Yes
Primary Locking Feature	Locking Lance

Body Features

Terminal Seal Type	Single Wire Seal (SWS)
--------------------	------------------------

Contact Features

Contact Size	2.8mm
Contact Fabrication	Stamped & Formed
Wire Contact Termination Area Plating Material	Tin
Typical Current Rating	30 A
Crimp Type	F-Crimp
Terminal Type	Receptacle
Mating Tab Width	2.8 mm[.11 in]
Mating Tab Thickness	.8 mm[.031 in]
Interface Plating	Gold (Au)

Termination Features

Termination Method to Wire & Cable	Crimp
Product Terminates To	Wire



Dimensions

Compatible Insulation Diameter Range	3.4 mm[.134 in]
Wire Size	.5 – 1 mm ²
Wire Size Search	17 AWG, 18 AWG, 19 AWG, 20 AWG
Tab Length	19.55 mm[.769 in]

Usage Conditions

Insulation Option	Uninsulated
Operating Temperature (Max)	150 °C[302 °F]
Operating Temperature Range	-40 – 150 °C[-40 – 302 °F]

Operation/Application

Compatible With Wire Base Material	Copper
------------------------------------	--------

Industry Standards

Compatible With Agency/Standards Products	IEC 664/664A (DIN VDE 0110)
---	-----------------------------

Packaging Features

Packaging Quantity	3500
Packaging Method	Reel

Other

Terminal Transmits	25 – 40 A (Power)
--------------------	-------------------

Product Compliance







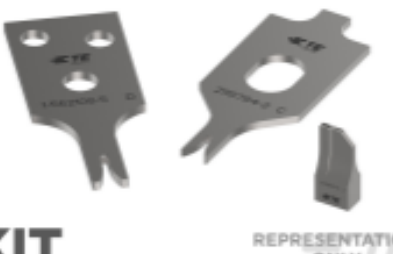






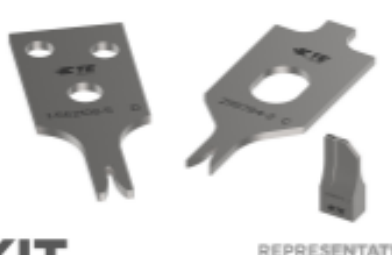
For compliance documentation, visit the product page on [TE.com](https://www.te.com)>

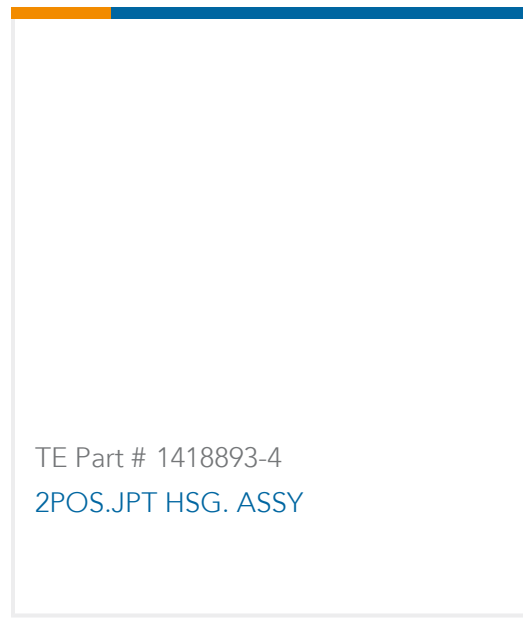
EU RoHS Directive 2011/65/EU	Compliant
EU ELV Directive 2000/53/EC	Compliant
China RoHS 2 Directive MIIT Order No 32, 2016	No Restricted Materials Above Threshold
EU REACH Regulation (EC) No. 1907/2006	Current ECHA Candidate List: JUNE 2024 (241) Candidate List Declared Against: JUNE 2024 (241) Does not contain REACH SVHC
Halogen Content	Low Halogen - Br, Cl, F, I < 900 ppm per homogenous material. Also BFR/CFR/PVC Free
Solder Process Capability	Not applicable for solder process capability

Product Compliance Disclaimer

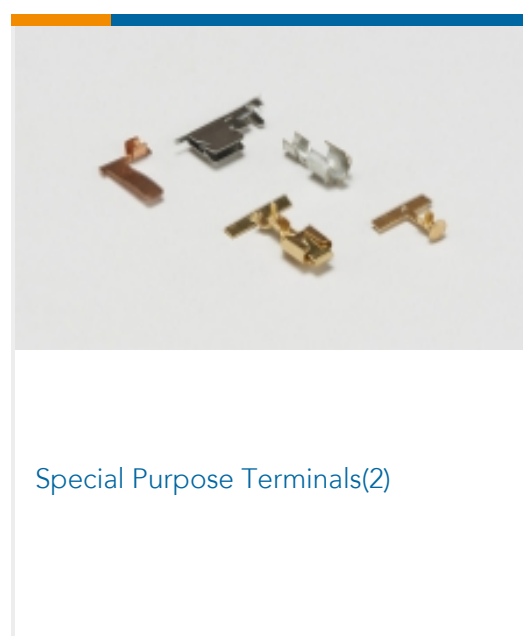

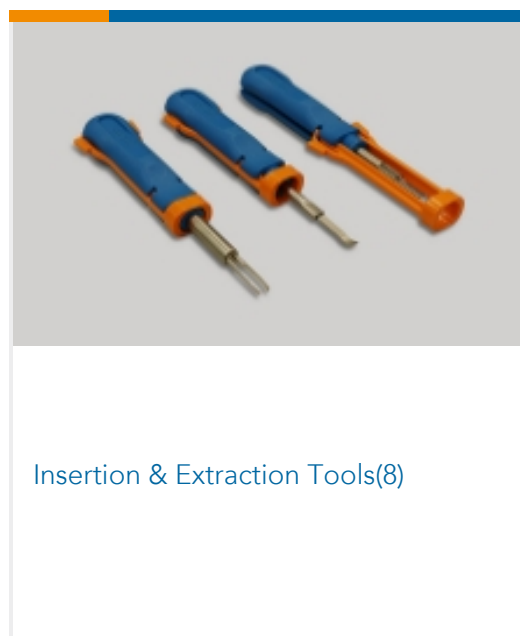


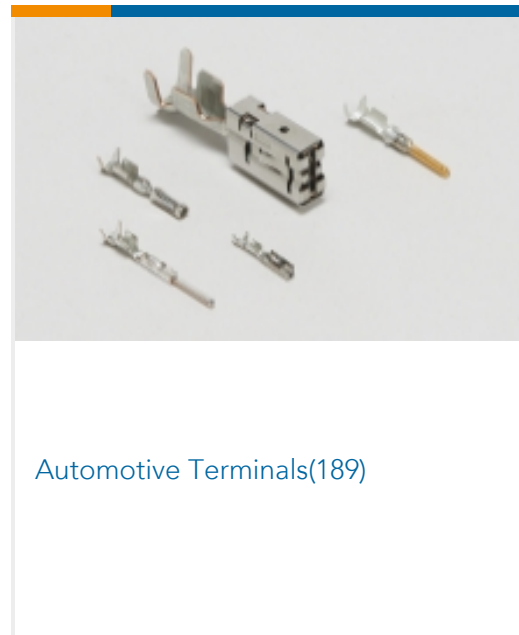
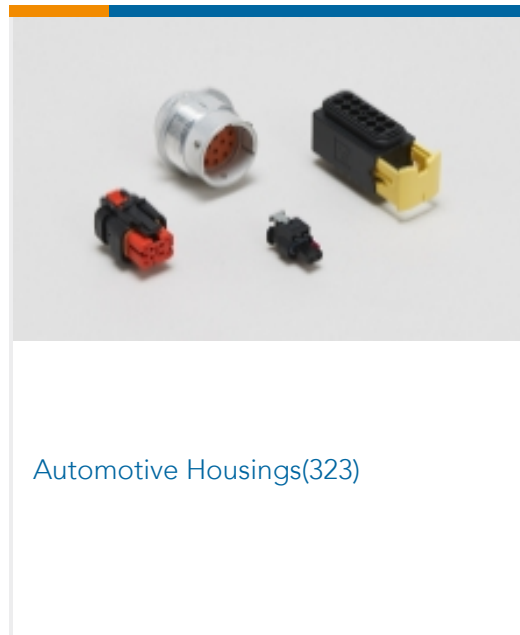


This information is provided based on reasonable inquiry of our suppliers and represents our current actual knowledge based on the information they provided. This information is subject to change. The part numbers that TE has identified as EU RoHS compliant have a maximum concentration of 0.1% by weight in homogenous materials for lead, hexavalent chromium, mercury, PBB, PBDE, DBP, BBP, DEHP, DIBP, and 0.01% for cadmium, or qualify for an exemption to these limits as defined in the Annexes of Directive 2011/65/EU (RoHS2). Finished electrical and electronic equipment products will be CE marked as required by Directive 2011/65/EU. Components may not be CE marked. Additionally, the part numbers that TE has identified as EU ELV compliant have a maximum concentration of 0.1% by weight in homogenous materials for lead, hexavalent chromium, and mercury, and 0.01% for cadmium, or qualify for an exemption to these limits as defined in the Annexes of Directive 2000/53/EC (ELV). Regarding the REACH Regulation, the information TE provides on SVHC in articles for this part number is based on the latest European Chemicals Agency (ECHA) 'Guidance on requirements for substances in articles' posted at this URL: <https://echa.europa.eu/guidance-documents/guidance-on-reach>

Compatible Parts

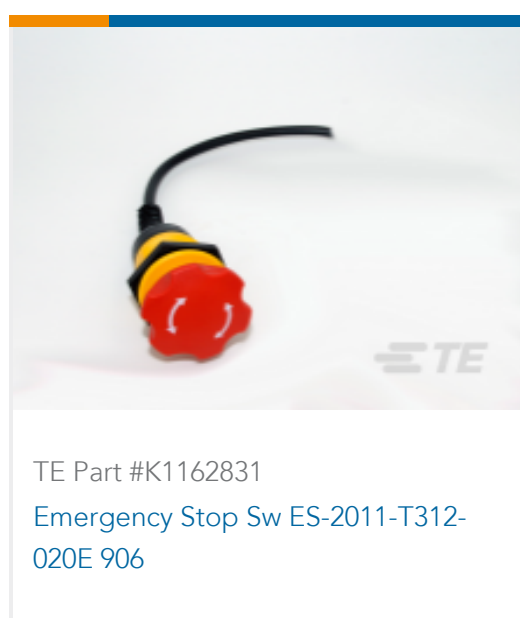
 <p>TE Part # 4-1579007-3 EXTRACTION TOOL KIT</p>	 <p>TE Part # 1-1579007-6 EXTRACTION TOOL</p>	 <p>TE Part # 963293-1 SEALING F JPT+2,8</p>	 <p>TE Part # 963294-1 SINGLE WIRE SEAL INSULATION DI</p>
 <p>TE Part # 368376-1 81P REC HSG ASSY(SIEMENS) BLK</p>	 <p>TE Part # CAT-T4827-CH8172 Timer Connector Housing</p>	 <p>TE Part # 7-2151911-7 OC-080F1600-752-CRIMPTOOLINGKIT</p>	 <p>TE Part # 2151060-1 OCEAN_2.0 APPLICATOR-S-080F1600-RSM</p>
 <p>TE Part # 2151060-2 OCEAN_2.0 APPLICATOR-S-080F1600-RSA</p>	 <p>TE Part # 2151062-2 OCEAN_2.0 APPLICATOR-S-100F1400V-RSA</p>	 <p>TE Part # 2305570-1 Strip Terminal Cutter-Side Feed-No Crimp</p>	 <p>TE Part # 2390276-1 SDE F JR PWR TIMER 0.50-1.00mm2 ASSY</p>
 <p>TE Part # 493577-1 ASSY 10 WAY JPT REC</p>	 <p>TE Part # 5-2151060-1 OCEAN_2.0 APPLICATOR-S-080F1600-RSM</p>	 <p>TE Part # 5-2151060-2 OCEAN_2.0 APPLICATOR-S-080F1600-RSA</p>	 <p>TE Part # 7-2151060-7 OCEAN_2.0 SPARE_PART_KIT-080F1600</p>



Also in the Series | Junior Power Timer

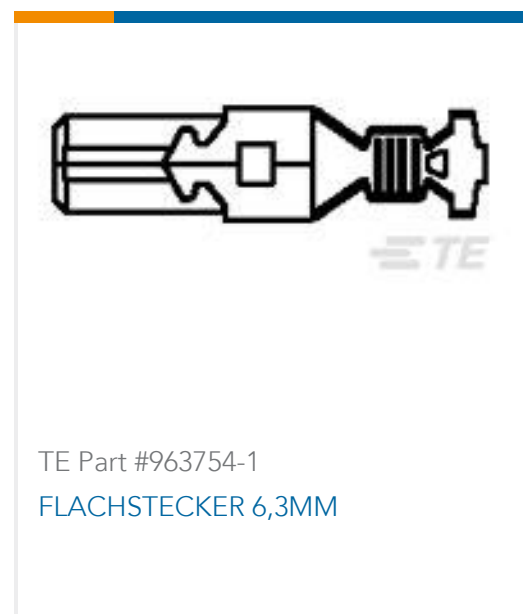


Customers Also Bought





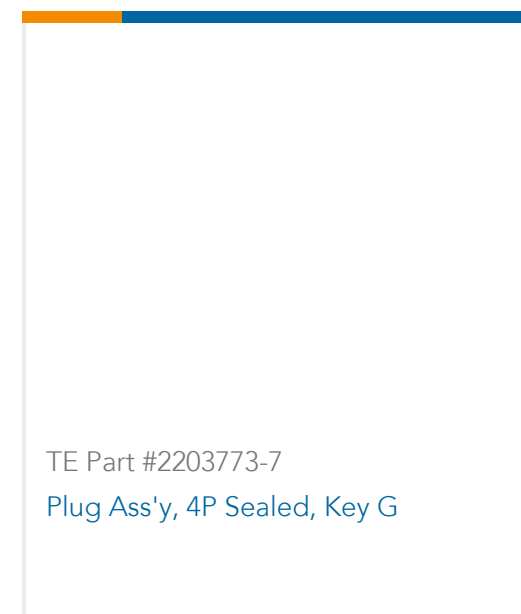
TE Part #2050036-4
64P ECU PLUG CONNECTOR



TE Part #963754-1
FLACHSTECKER 6,3MM



TE Part #965927-1
SPLICE F DRAHT+FFC



TE Part #2203773-7
Plug Ass'y, 4P Sealed, Key G



TE Part #2316763-1
48POS, HYBRID, REC HSG ASSY,
UNSLD, COD A



TE Part #2322637-1
12POS, MQS, REC HSG, UNSLD

Documents

Product Drawings

[JPT A REC 2.8 Contact SWS Au](#)

English

[JPT A REC 2.8 Contact SWS Au](#)

English

[JPT A REC 2.8 Contact SWS Au](#)

English

CAD Files

Customer View Model

[ENG_CVM_2-964286-1_B9.3d_igs.zip](#)

English

Customer View Model

[ENG_CVM_2-964286-1_B9.3d_stp.zip](#)

English

Customer View Model

[ENG_CVM_2-964286-1_B9.2d_dxf.zip](#)

English

3D PDF

English

By downloading the CAD file I accept and agree to the [Terms and Conditions](#) of use.

Product Specifications

[Application Specification](#)

German

[Application Specification](#)

English



Application Specification

English