



Connectors > PCB Connectors > Wire-to-Board Connectors > Wire-to-Board Connector Assemblies & Housings



Connector Product Type: **Connector Assembly**

Connector & Housing Type: **Plug**

Connector System: **Wire-to-Wire**

Number of Positions: **8**

Centerline (Pitch): **2 mm [.079 in]**

Features

Product Type Features

Connector Product Type	Connector Assembly
Connector & Housing Type	Plug
Connector System	Wire-to-Wire
Sealable	No
Connector & Contact Terminates To	Wire & Cable

Configuration Features

Number of Power Positions	3
Number of Signal Positions	5
Number of Positions	8
Number of Rows	1

Electrical Characteristics

Termination Resistance	8 mΩ
Dielectric Withstanding Voltage (Max)	1800 VAC
Insulation Resistance	100 MΩ
Operating Voltage	250 VAC

Body Features

Drawer Style	Miniature Power
--------------	-----------------



Primary Product ColorBlack

Contact Features

Contact Layout	Inline
Contact Type	Pin
Contact Base Material	Copper Alloy
Contact Current Rating (Max)	15 A

Termination Features

Termination Method to Wire & Cable	Crimp
------------------------------------	-------

Mechanical Attachment

Strain Relief	Without
Panel Mount Feature	With
PCB Mount Retention	Without
Panel Mount Feature Type	Mounting Ears
Mating Retention	Without
Connector Mounting Type	Cable Mount (Free-Hanging)

Housing Features

Housing Material	Thermoplastic
Centerline (Pitch)	2 mm[.079 in]

Dimensions

Connector Length	47.5 mm[1.87 in]
Connector Height	15 mm[.591 in]
Connector Width	39.62 mm[1.56 in]
	1.87 in
Compatible Insulation Diameter Range	1.4 – 2.4 mm[.055 – .094 in]
Wire Size	.2 – 1.25 mm²

Usage Conditions

Operating Temperature Range	-30 – 105 °C[-22 – 221 °F]
-----------------------------	----------------------------

Operation/Application

Circuit Application	Power & Signal
---------------------	----------------

Industry Standards

Glow Wire Rating	Standard Part - Not Glow Wire
UL Flammability Rating	UL 94V-0



Packaging Features

Packaging Quantity	200
Packaging Method	Tray

Product Compliance

For compliance documentation, visit the product page on TE.com>

EU RoHS Directive 2011/65/EU	Compliant
EU ELV Directive 2000/53/EC	Compliant
China RoHS 2 Directive MIIT Order No 32, 2016	No Restricted Materials Above Threshold
EU REACH Regulation (EC) No. 1907/2006	Current ECHA Candidate List: JUNE 2024 (241) Candidate List Declared Against: JUNE 2024 (241) Does not contain REACH SVHC
Halogen Content	Not Low Halogen - contains Br or Cl > 900 ppm.
Solder Process Capability	Not applicable for solder process capability

Product Compliance Disclaimer

This information is provided based on reasonable inquiry of our suppliers and represents our current actual knowledge based on the information they provided. This information is subject to change. The part numbers that TE has identified as EU RoHS compliant have a maximum concentration of 0.1% by weight in homogenous materials for lead, hexavalent chromium, mercury, PBB, PBDE, DBP, BBP, DEHP, DIBP, and 0.01% for cadmium, or qualify for an exemption to these limits as defined in the Annexes of Directive 2011/65/EU (RoHS2). Finished electrical and electronic equipment products will be CE marked as required by Directive 2011/65/EU. Components may not be CE marked. Additionally, the part numbers that TE has identified as EU ELV compliant have a maximum concentration of 0.1% by weight in homogenous materials for lead, hexavalent chromium, and mercury, and 0.01% for cadmium, or qualify for an exemption to these limits as defined in the Annexes of Directive 2000/53/EC (ELV). Regarding the REACH Regulation, the information TE provides on SVHC in articles for this part number is based on the latest European Chemicals Agency (ECHA) 'Guidance on requirements for substances in articles' posted at this URL: <https://echa.europa.eu/guidance-documents/guidance-on-reach>

Compatible Parts

TE Part # 179321-3
HYBRID MINI DRAWER TAB CONT.#1

TE Part # 1-179321-2
HYBRID MINI DRWER TAB CONT.

TE Part # 2-292190-2
REC ASS'Y OF HYB SF DRAWER8P

Also in the Series | CT Hybrid Drawer

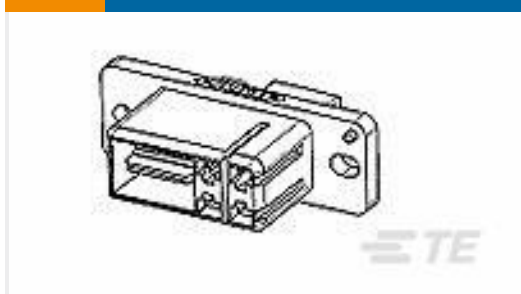


Wire-to-Board Connector Assemblies & Housings(16)


Customers Also Bought




TE Part #173977-6
CT CONN MT REC ASSY 6P




TE Part #1-292240-2
1.5 MINI CT HYBRID DRAWER 16P




TE Part #1-353293-8
MINI CT MT REC ASSY 18P GRAY




TE Part #353293-6
MINI CT MT REC ASSY 6P GRAY



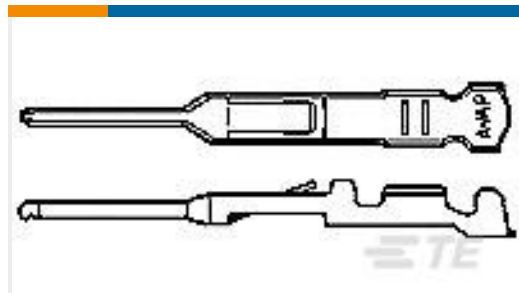
TE Part #1-353293-2
MINI CT MT REC ASSY 12P GRAY



TE Part #292156-2
CT RELAY HDR ASSY FREE HANGING



TE Part #1-353293-0
MINI CT MT REC ASSY 10P GRAY



TE Part #170377-1
EIS CONTACT



TE Part #1-2355088-1
MICRO CT CONN MT REC ASSEMBLY 11P

Documents

Product Drawings

PLUG ASS'Y OF HYB SF DRAWER8P

English

CAD Files

3D PDF

English

Customer View Model

ENG_CVM_1-292187-2_A.2d_dxf.zip



English

Customer View Model

[ENG_CVM_1-292187-2_A.3d_igs.zip](#)

English

Customer View Model

[ENG_CVM_1-292187-2_A.3d_stp.zip](#)

English

By downloading the CAD file I accept and agree to the [Terms and Conditions](#) of use.

Datasheets & Catalog Pages

[POWER_CONNECTORS_CATALOG_SEC02_CABLE_MOUNTED](#)

English

[Low Power Drawer Connectors QRG](#)

English

Product Specifications

[Application Specification](#)

English

[Crimping Hybrid Mini Drawer Connector Power Line Contact](#)

English