



AMP-IN

TE Internal #: 60789-2

TE Internal Description: .058 DIA RECEPTACLE LP 20-24

Mil-Spec: [B: 60789-2]

[View on TE.com >](#)

Terminals & Splices > PCB Terminals



PCB Terminal Type: **Receptacle**

PCB Hole Diameter: 1.57 mm [.062 in]

Mating Pin Diameter: 1.47 mm [.058 in]

Compatible Insulation Diameter (Max): 1.78 mm [.07 in]

Compatible Insulation Diameter Range: 1.14 – 1.78 mm [.045 – .07 in]

Features

Product Type Features

Terminal Features	Stud Hole
Wire Insulation Support Retention Type	Open Barrel

Contact Features

PCB Terminal Type	Receptacle
Mating Pin Diameter	1.47 mm[.058 in]
Terminal Plating Material	Tin
Terminal Orientation	Straight

Termination Features

Termination Method to PCB	Through Hole - Solder
Product Terminates To	Wire & Cable

Mechanical Attachment

Wire Insulation Support	With
-------------------------	------

Dimensions

Terminal Material Thickness	.25 mm[.01 in]
-----------------------------	----------------

PCB Hole Diameter	1.57 mm[.062 in]
Compatible Insulation Diameter (Max)	1.78 mm[.07 in]
Compatible Insulation Diameter Range	1.14 – 1.78 mm[.045 – .07 in]
Wire Size	.2 – .6 mm ²

Usage Conditions

Insulation Option	Uninsulated
Operating Temperature Range	-55 – 105 °C[-67 – 221 °F]

Packaging Features

Packaging Quantity	1000
Packaging Method	Bag

Product Compliance

[For compliance documentation, visit the product page on TE.com>](#)

EU RoHS Directive 2011/65/EU	Compliant
EU ELV Directive 2000/53/EC	Compliant
China RoHS 2 Directive MIIT Order No 32, 2016	No Restricted Materials Above Threshold
EU REACH Regulation (EC) No. 1907/2006	Current ECHA Candidate List: JUNE 2024 (241) Candidate List Declared Against: JAN 2023 (233) Does not contain REACH SVHC
Halogen Content	Low Halogen - Br, Cl, F, I < 900 ppm per homogenous material. Also BFR/CFR/PVC Free
Solder Process Capability	Not applicable for solder process capability


Product Compliance Disclaimer

This information is provided based on reasonable inquiry of our suppliers and represents our current actual knowledge based on the information they provided. This information is subject to change. The part numbers that TE has identified as EU RoHS compliant have a maximum concentration of 0.1% by weight in homogenous materials for lead, hexavalent chromium, mercury, PBB, PBDE, DBP, BBP, DEHP, DIBP, and 0.01% for cadmium, or qualify for an exemption to these limits as defined in the Annexes of Directive 2011/65/EU (RoHS2). Finished electrical and electronic equipment products will be CE marked as required by Directive 2011/65/EU. Components may not be CE marked. Additionally, the part numbers that TE has identified as EU ELV compliant have a maximum concentration of 0.1% by weight in homogenous materials for lead, hexavalent chromium, and mercury, and 0.01% for cadmium, or qualify for an exemption to these limits as defined in the Annexes of Directive 2000/53/EC (ELV). Regarding the REACH Regulation, the information TE provides on SVHC in articles for this part number is based on the latest European Chemicals Agency (ECHA) 'Guidance on requirements for substances in articles' posted at this URL: <https://echa.europa.eu/guidance-documents/guidance-on-reach>

Customers Also Bought




TE Part #770849-4
04P SL156 HSG W/LCK RMP & TABS



TE Part #103653-1
02 MTE SHRD PIN HSG SR LATCH



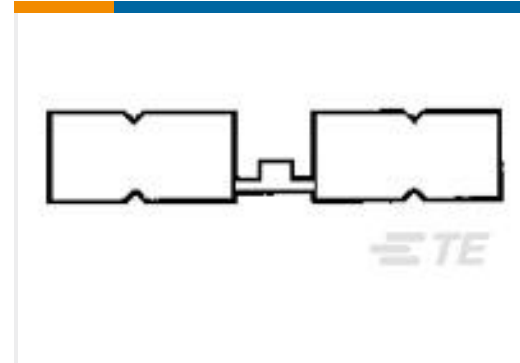
TE Part #1445336-1
LOOSE PC CONTACT TIN PLATED



TE Part #1-2176083-6
EP 5W (S) 3K3 5%




TE Part #5-2176337-2
CRGCQ 0402 180K 1%



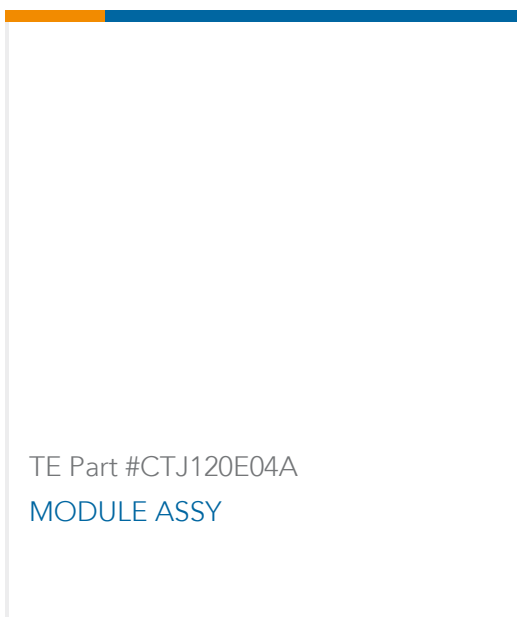
TE Part #1-322325-0
DG 22-16 HT ALUMEL BUTT



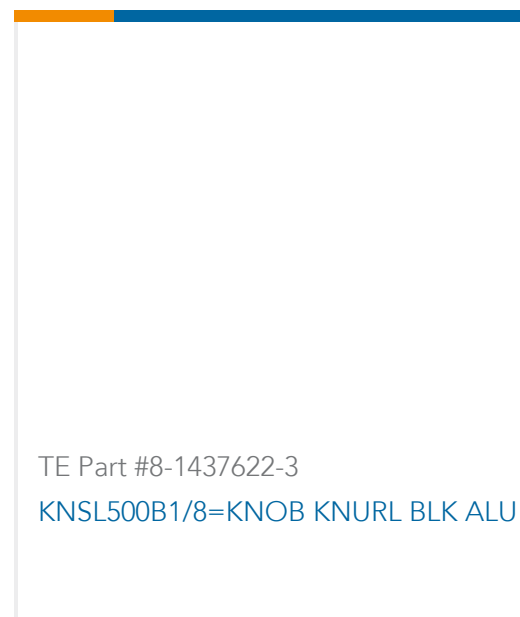
TE Part #864267-000
CTC-0039-22-9/5-9



TE Part #YCTJ120E04AC015000
MODULE ASSY



TE Part #CTJ120E04A
MODULE ASSY



TE Part #8-1437622-3
KNLS500B1/8=KNOB KNURL BLK ALU

Documents

CAD Files

3D PDF

English

Customer View Model

[ENG_CVM_60789-2_AE.3d_igs.zip](#)

English

Customer View Model

[ENG_CVM_60789-2_AE.3d_stp.zip](#)

English

Customer View Model

[ENG_CVM_60789-2_AE.2d_dxf.zip](#)

English

3D PDF

3D

Customer View Model

[ENG_CVM_CVM_60789-2_G.2d_dxf.zip](#)

English

Customer View Model



[ENG_CVM_CVM_60789-2_G.3d_igs.zip](#)

English

Customer View Model

[ENG_CVM_CVM_60789-2_G.3d_stp.zip](#)

English

By downloading the CAD file I accept and agree to the [Terms and Conditions](#) of use.

Datasheets & Catalog Pages

[PRINTED CIRCUIT BOARD TERMINALS AND DISCONNECTS](#)

English

Product Specifications

[Application Specification](#)

English