

# ME 22,5 UTG GN - Mounting base housing



2907127

<https://www.phoenixcontact.com/us/products/2907127>

Please be informed that the data shown in this PDF document is generated from our online catalog. Please find the complete data in the user documentation. Our general terms of use for downloads are valid.



DIN rail housing, Lower housing part with metal foot catch, tall design, without vents, width: 22.6 mm, height: 99 mm, depth: 107.3 mm, color: green (similar RAL 6021), cross connection: without bus connector, number of positions cross connector: not relevant

## Your advantages

- Tool-free mounting
- Available in overall widths from 12.5 mm ... 90 mm, modular extension is possible
- Flammability rating V0 in accordance with UL 94
- Variety of connection technology
- Can be mounted on the DIN rail
- With integrated or DIN-rail-mountable bus connector as an option

## Commercial data

|                                      |                     |
|--------------------------------------|---------------------|
| Item number                          | 2907127             |
| Packing unit                         | 10 pc               |
| Minimum order quantity               | 10 pc               |
| Sales key                            | AC08                |
| Product key                          | ACHAAA              |
| Catalog page                         | Page 659 (C-1-2013) |
| GTIN                                 | 4017918126612       |
| Weight per piece (including packing) | 44.343 g            |
| Weight per piece (excluding packing) | 43.01 g             |
| Customs tariff number                | 85389099            |
| Country of origin                    | DE                  |

# ME 22,5 UTG GN - Mounting base housing



2907127

<https://www.phoenixcontact.com/us/products/2907127>

## Technical data

### Notes

|               |   |
|---------------|---|
| Assembly note | Refer to the data sheet for the range in the download area. |
|---------------|---|

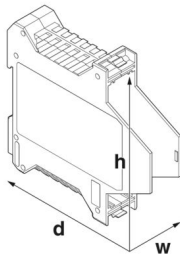
### Product properties

|                              |   |
|------------------------------|---|
| Product type                 | Enclosure bottom part   |
| Housing type                 | DIN rail housing  |
| Housing series               | ME  |
| Product family               | ME 22,5..   |
| Type                         | Lower housing parts without vents, housing cover necessary to complete the module |
| Max. number of positions     | 0)  |
| Type                         | Lower housing part with metal foot catch, tall design                             |
| Ventilation openings present | no  |

### Data management status

|                  |    |
|------------------|----|
| Article revision | 06 |
|------------------|----|

### Dimensions

|  |  |
|--|--|
| Dimensional drawing  |  |
| Width  | 22.6 mm  |
| Height   | 99 mm  |
| Depth  | 107.3 mm   |
| Depth from top edge of DIN rail                                | 100.7 mm   |
| Depth from top edge of DIN rail to support point on upper part | 68.5 mm  |

### PCB design

|               |                   |
|---------------|-------------------|
| PCB thickness | 1.4 mm ... 1.8 mm |
|---------------|-------------------|

### Material specifications

|  |                  |
|--|------------------|
| Color (Housing)                        | green (RAL 6021) |
| Flammability rating according to UL 94 | V0               |
| CTI according to IEC 60112             | 600              |
| Housing material                       | Polyamide        |
| Surface characteristics                | untreated        |

### Environmental and real-life conditions

# ME 22,5 UTG GN - Mounting base housing



2907127

<https://www.phoenixcontact.com/us/products/2907127>

## Power dissipation single housing for 20 °C

|                     |          |
|---------------------|----------|
| Ambient temperature | 20 °C    |
| Reduction factor    | 1        |
| Mounting position   | vertical |
| Power dissipation   | 5.7 W    |

## Power dissipation single housing for 30 °C

|                     |          |
|---------------------|----------|
| Ambient temperature | 30 °C    |
| Reduction factor    | 0.91     |
| Mounting position   | vertical |
| Power dissipation   | 5.2 W    |

## Power dissipation single housing for 40 °C

|                     |          |
|---------------------|----------|
| Ambient temperature | 40 °C    |
| Reduction factor    | 0.81     |
| Mounting position   | vertical |
| Power dissipation   | 4.6 W    |

## Power dissipation single housing for 50 °C

|                     |          |
|---------------------|----------|
| Ambient temperature | 50 °C    |
| Reduction factor    | 0.7      |
| Mounting position   | vertical |
| Power dissipation   | 4 W      |

## Power dissipation single housing for 60 °C

|                     |          |
|---------------------|----------|
| Ambient temperature | 60 °C    |
| Reduction factor    | 0.57     |
| Mounting position   | vertical |
| Power dissipation   | 3.25 W   |

## Power dissipation single housing for 70 °C

|                     |          |
|---------------------|----------|
| Ambient temperature | 70 °C    |
| Reduction factor    | 0.49     |
| Mounting position   | vertical |
| Power dissipation   | 2.8 W    |

## Vibration test

|                        |                             |
|------------------------|-----------------------------|
| Specification          | IEC 60068-2-6:2007-12       |
| Frequency              | 10 - 150 - 10 Hz            |
| Sweep speed            | 1 octave/min                |
| Amplitude              | 0.15 mm (10 Hz ... 58.1 Hz) |
| Acceleration           | 2g (58.1 Hz ... 150 Hz)     |
| Test duration per axis | 2.5 h                       |
| Test directions        | X-, Y- and Z-axis           |

## Glow-wire test

|               |                        |
|---------------|------------------------|
| Specification | IEC 60695-2-11:2014-02 |
|---------------|------------------------|

# ME 22,5 UTG GN - Mounting base housing



2907127

<https://www.phoenixcontact.com/us/products/2907127>

|                  |        |
|------------------|--------|
| Temperature      | 850 °C |
| Time of exposure | 30 s   |

## Thermal stability / ball thrust test

|               |                        |
|---------------|------------------------|
| Specification | IEC 60695-10-2:2014-02 |
| Temperature   | 125 °C                 |
| Test duration | 1 h                    |
| Force         | 20 N                   |

## Mechanical strength / tumbling barrel

|                |                     |
|----------------|---------------------|
| Specification  | IEC 60998-1:2002-12 |
| Height of fall | 50 cm               |
| Frequency      | 10                  |

## Shocks

|                                |                                   |
|--------------------------------|-----------------------------------|
| Specification                  | IEC 60068-2-27:2008-02            |
| Pulse shape                    | Half-sine                         |
| Acceleration                   | 15g                               |
| Shock duration                 | 11 ms                             |
| Number of shocks per direction | 3                                 |
| Test directions                | X-, Y- and Z-axis (pos. and neg.) |

## Degree of protection (IP code)

|               |   |
|---------------|---|
| Specification | IEC 60529:1989-11 + AMD 1:1999-11 + AMD 2:2013-08 |
|---------------|---|

## Ambient conditions

|   |  |
|---|--|
| Max. IP code to attain                  | IP20   |
| Ambient temperature (operation)         | -40 °C ... 105 °C (depending on power dissipation) |
| Ambient temperature (storage/transport) | -40 °C ... 55 °C                                   |
| Ambient temperature (assembly)          | -5 °C ... 100 °C                                   |
| Relative humidity (storage/transport)   | 80 %   |

## PCB data

|                       |   |
|-----------------------|---|
| Number of PCB holders | 1   |
| Type of PCB mount     | Insertion (optional latching by PCB stop) |
| Thickness of the PCB  | 1.4 mm ... 1.8 mm                         |

## Mounting

|               |                   |
|---------------|-------------------|
| Mounting type | DIN rail mounting |
|---------------|-------------------|

## Packaging specifications

|                      |                     |
|----------------------|---------------------|
| Type of packaging    | packed in cardboard |
| Outer packaging type | Carton              |

# ME 22,5 UTG GN - Mounting base housing

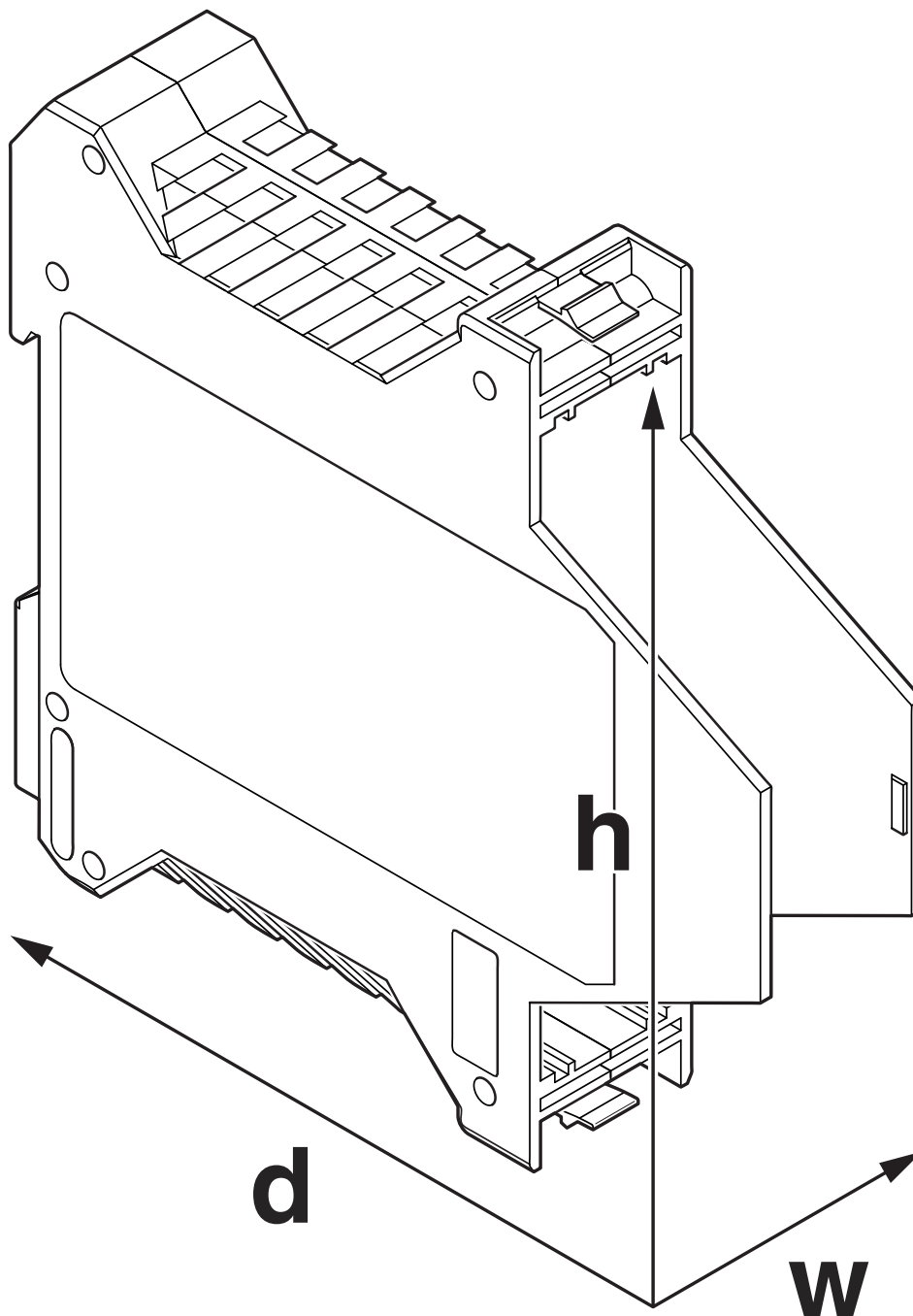
2907127

<https://www.phoenixcontact.com/us/products/2907127>



## Drawings

Dimensional drawing



Schematic figure for illustrating the item dimensions. The figure is not of the desired product. For further details, refer to the product drawings in the "Downloads" tab.


# ME 22,5 UTG GN - Mounting base housing



2907127

<https://www.phoenixcontact.com/us/products/2907127>

## Approvals

 To download certificates, visit the product detail page: <https://www.phoenixcontact.com/us/products/2907127>



**UL Recognized**

Approval ID: E240868

# ME 22,5 UTG GN - Mounting base housing



2907127

<https://www.phoenixcontact.com/us/products/2907127>

## Classifications

### ECLASS

|             |          |
|-------------|----------|
| ECLASS-11.0 | 27182702 |
| ECLASS-13.0 | 27190601 |

### ETIM

|          |          |
|----------|----------|
| ETIM 9.0 | EC002779 |
|----------|----------|

### UNSPSC

|             |          |
|-------------|----------|
| UNSPSC 21.0 | 31261500 |
|-------------|----------|

# ME 22,5 UTG GN - Mounting base housing



2907127

<https://www.phoenixcontact.com/us/products/2907127>

## Environmental product compliance

|   |  |
|---|--|
| EU RoHS                                 |  |
| Fulfills EU RoHS substance requirements | Yes, No exemptions                       |
| China RoHS                              |  |
| Environment friendly use period (EFUP)  | EFUP-E                                   |
|   | No hazardous substances above the limits |
| EU REACH SVHC                           |  |
| REACH candidate substance (CAS No.)     | No substance above 0.1 wt%               |

Phoenix Contact 2024 © - all rights reserved  
<https://www.phoenixcontact.com>

Phoenix Contact USA  
586 Fulling Mill Road  
Middletown, PA 17057, United States  
(+717) 944-1300  
[info@phoenixcon.com](mailto:info@phoenixcon.com)