




Connectors > PCB Connectors > PCB Headers & Receptacles



PCB Connector Assembly Type: **PCB Mount Hermaphroditic Connector**

PCB Mount Orientation: **Horizontal**

Connector System: **Board-to-Board**

Number of Positions: **2**

Number of Rows: **1**

Features

Product Type Features

PCB Connector Assembly Type	PCB Mount Hermaphroditic Connector
Connector System	Board-to-Board
Sealable	No

Configuration Features

PCB Mount Orientation	Horizontal
Number of Positions	2
Number of Rows	1
Board-to-Board Configuration	Co-Planar

Body Features

Primary Product Color	Natural
-----------------------	---------

Contact Features

Mating Tab Width	1.55 mm[.061 in]
Mating Tab Thickness	.3 mm[.011 in]
Contact Mating Area Plating Material Finish	Matte



Contact Underplating Material	Nickel
Contact Mating Area Plating Material	Gold
Contact Mating Area Plating Material Thickness	3.81 – 7.62 µm
Contact Type	Hermaphroditic
Contact Current Rating (Max)	3 A

Termination Features

Rectangular Termination Post & Tail Thickness	.3 mm[.011 in]
Rectangular Termination Post & Tail Width	.7 mm[.028 in]
Termination Method to PCB	Surface Mount

Mechanical Attachment

PCB Mount Alignment Type	Peg
Mating Alignment	Without
PCB Mount Retention	Without
PCB Mount Alignment	With
Connector Mounting Type	Board Mount

Housing Features

Centerline (Pitch)	3 mm[.118 in]
Housing Material	LCP

Usage Conditions

Operating Temperature Range	-40 – 105 °C
-----------------------------	--------------

Operation/Application

Circuit Application	Power
---------------------	-------

Industry Standards

UL Flammability Rating	UL 94V-0
------------------------	----------

Packaging Features

Packaging Method	Tape & Reel
------------------	-------------

Product Compliance

For compliance documentation, visit the product page on [TE.com](#)>

EU RoHS Directive 2011/65/EU	Compliant
EU ELV Directive 2000/53/EC	Compliant



China RoHS 2 Directive MIIT Order No 32, 2016	No Restricted Materials Above Threshold
EU REACH Regulation (EC) No. 1907/2006	Current ECHA Candidate List: JUNE 2024 (241) Candidate List Declared Against: JUNE 2024 (241) Does not contain REACH SVHC
Halogen Content	Low Halogen - Br, Cl, F, I < 900 ppm per homogenous material. Also BFR/CFR/PVC Free
Solder Process Capability	Reflow solder capable to 260°C

Product Compliance Disclaimer

This information is provided based on reasonable inquiry of our suppliers and represents our current actual knowledge based on the information they provided. This information is subject to change. The part numbers that TE has identified as EU RoHS compliant have a maximum concentration of 0.1% by weight in homogenous materials for lead, hexavalent chromium, mercury, PBB, PBDE, DBP, BBP, DEHP, DIBP, and 0.01% for cadmium, or qualify for an exemption to these limits as defined in the Annexes of Directive 2011/65/EU (RoHS2). Finished electrical and electronic equipment products will be CE marked as required by Directive 2011/65/EU. Components may not be CE marked. Additionally, the part numbers that TE has identified as EU ELV compliant have a maximum concentration of 0.1% by weight in homogenous materials for lead, hexavalent chromium, and mercury, and 0.01% for cadmium, or qualify for an exemption to these limits as defined in the Annexes of Directive 2000/53/EC (ELV). Regarding the REACH Regulations, TE’s information on SVHC in articles for this part number is still based on the European Chemical Agency (ECHA) ‘Guidance on requirements for substances in articles’(Version: 2, April 2011), applying the 0.1% weight on weight concentration threshold at the finished product level. TE is aware of the European Court of Justice ruling of September 10th, 2015 also known as O5A (Once An Article Always An Article) stating that, in case of ‘complex object’, the threshold for a SVHC must be applied to both the product as a whole and simultaneously to each of the articles forming part of its composition. TE has evaluated this ruling based on the new ECHA “Guidance on requirements for substances in articles” (June 2017, version 4.0) and will be updating its statements accordingly.

Compatible Parts




TE Part # 1971567-1
MINIATURE HERMAPHRODITIC (2P)




TE Part # 2306038-1
MINI HERM ASSY - SELECT GOLD


Customers Also Bought




TE Part #4-1676966-1
SMW2 4R7 5%



TE Part #5-103635-5
06 MTE HDR SRRA LTCH.100CL LF



TE Part #2-520407-2
ULTRA-FAST 250 ASY REC 22-18 TPBR



TE Part #5-103635-1
02 MTE HDR SRRA LTCH.100CL LF



TE Part #104257-2
03 MTE RCPT HSG SR LATCH .100

TE Part #104257-5
06 MTE RCPT HSG SR LATCH .100

TE Part #1-1614884-4
CPF 0805 7R5 0.1% 25PPM 1K RL

TE Part #1879417-5
CPF0603 750K 0.1% 25PPM 5K RL

TE Part #282109-1
MINI MIC TAB CONTACT

TE Part #5-146256-4
08 MODII HDR DRST B/A .100CL LF

Documents

Product Drawings

MINI HERM ASSY WITH POSTS - SELECT GOLD

English

CAD Files

3D PDF

3D

Customer View Model

ENG_CVM_CVM_2213611-1_A.2d_dxf.zip

English

Customer View Model

ENG_CVM_CVM_2213611-1_A.3d_igs.zip

English

Customer View Model

ENG_CVM_CVM_2213611-1_A.3d_stp.zip

English

By downloading the CAD file I accept and agree to the [Terms and Conditions](#) of use.

Datasheets & Catalog Pages

Hermaphroditic Connectors with Select Gold Plating Flyer

Hermaphroditic Connectors with Select Gold Plating Flyer

English

Product Specifications

Application Specification

English

Agency Approvals

2213611-1

PCB Mount Hermaphroditic Connector, Horizontal, Board-to-Board, 2 Position, 3 mm
[.118 in] Centerline, Gold, Surface Mount, Power, Natural



Mini Hermaphroditic Connectors

English