



Antennas



Wireless Application: Bluetooth, Wi-Fi, Zigbee

Mounting Location: Internal/Embedded

Mounting Type: Adhesive

Frequency Category: 2400 – 7125

Antenna Type: PCB

Features

Product Type Features

Antenna Termination	MHF, MHF1, U.FL, UMCC
Antenna Product Type	Antenna

Configuration Features

Antenna Style	PCB
Mounting Location	Internal/Embedded
Antenna Type	PCB
Band Type	Triple Band
Port Configuration	Single Port

Electrical Characteristics

Antenna Operation	Passive
VSWR (Max)	<2.7:1
Impedance	50 Ω

Signal Characteristics

Gain (Max)	5.9 dBi
------------	---------



Frequency Band	2450 – 2750 MHz, 5000 – 7000 MHz
Frequency Category	2400 – 7125
Peak Gain	3 < 6 dBi

Body Features

Product Weight	1.2 g[.042 oz]
----------------	----------------

Mechanical Attachment

Polarization	Linear
Mounting Type	Adhesive

Dimensions

Cable Insulation Diameter (Max)	.7 mm[.028 in]
Cable Length	.2 m[.66 ft]
Product Diameter	1.13 mm[.044 in]
Product Width	8 mm[.315 in]
Product Length	33 mm[1.299 in]
Product Height	1 mm[.039 in]

Operation/Application

Wireless Standard	802.11 a/b/g/n/ac/ad/ax, Bluetooth, ZigBee & Wi-Fi
Directionality	Omnidirectional

Industry Standards

Wireless Application	Bluetooth, Wi-Fi, Zigbee
Primary Application	Wi-Fi

Product Availability

Applicable Region	Global
-------------------	--------

Packaging Features

Packaging Method	Bag & Box
------------------	-----------

Other

Precision Level	Standard
-----------------	----------

Product Compliance

For compliance documentation, visit the product page on [TE.com](#)>

EU RoHS Directive 2011/65/EU	Compliant
------------------------------	-----------



EU ELV Directive 2000/53/EC	Compliant
China RoHS 2 Directive MIIT Order No 32, 2016	No Restricted Materials Above Threshold
EU REACH Regulation (EC) No. 1907/2006	Current ECHA Candidate List: JUNE 2024 (241) Candidate List Declared Against: JUNE 2024 (241) Does not contain REACH SVHC
Halogen Content	Low Bromine/Chlorine - Br and Cl < 900 ppm per homogenous material. Also BFR /CFR/PVC Free
Solder Process Capability	Not applicable for solder process capability

Product Compliance Disclaimer

This information is provided based on reasonable inquiry of our suppliers and represents our current actual knowledge based on the information they provided. This information is subject to change. The part numbers that TE has identified as EU RoHS compliant have a maximum concentration of 0.1% by weight in homogenous materials for lead, hexavalent chromium, mercury, PBB, PBDE, DBP, BBP, DEHP, DIBP, and 0.01% for cadmium, or qualify for an exemption to these limits as defined in the Annexes of Directive 2011/65/EU (RoHS2). Finished electrical and electronic equipment products will be CE marked as required by Directive 2011/65/EU. Components may not be CE marked. Additionally, the part numbers that TE has identified as EU ELV compliant have a maximum concentration of 0.1% by weight in homogenous materials for lead, hexavalent chromium, and mercury, and 0.01% for cadmium, or qualify for an exemption to these limits as defined in the Annexes of Directive 2000/53/EC (ELV). Regarding the REACH Regulation, the information TE provides on SVHC in articles for this part number is based on the latest European Chemicals Agency (ECHA) 'Guidance on requirements for substances in articles' posted at this URL: <https://echa.europa.eu/guidance-documents/guidance-on-reach>

Compatible Parts

TE Part # 2337019-1  
UMCC Micro-Coax receptacle, Gen 1

Customers Also Bought


TE Part #42475-4  
250 FASTON TAB 22-18 AWG TPBR

TE Part #42640-2  
250 FASTON REC 22-18 AWG TPBR


TE Part #2118909-2  
PCB Ant, MHF, 268.8mm, Wi-Fi 6E Triple

TE Part #2337019-1  
UMCC Micro-Coax receptacle, Gen 1







TE Part #2344654-1  
WLAN DUAL BAND ANTENNA PCB V 50mm




TE Part #2344654-2  
WLAN DUAL BAND ANTENNA PCB V 100mm



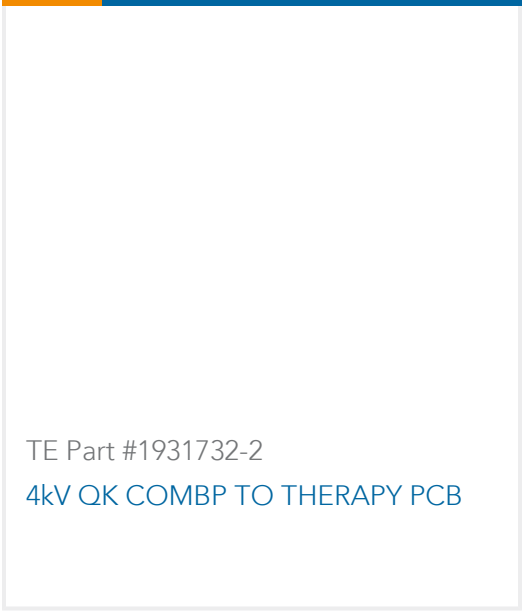
TE Part #2344654-3  
WLAN DUAL BAND ANTENNA PCB V 150mm



TE Part #2344655-3  
PCB ANT, MHF, 150mm, Wi-Fi TRIPLE BAND



TE Part #2344657-4  
FPC ANTENNA, CABLE, MHF, Wi-Fi TRIPLE



TE Part #1931732-2  
4kV QK COMBP TO THERAPY PCB

Documents

CAD Files

3D PDF

3D

Customer View Model

ENG\_CVM\_CVM\_2344655-4\_B.2d\_dxf.zip

English

Customer View Model

ENG\_CVM\_CVM\_2344655-4\_B.3d\_igs.zip

English

Customer View Model

ENG\_CVM\_CVM\_2344655-4\_B.3d\_stp.zip

English

By downloading the CAD file I accept and agree to the [Terms and Conditions](#) of use.

Datasheets & Catalog Pages

Data sheet of 2344655-X

English

Wi-Fi\_6\_6E\_Triple\_Band\_Datsheet

English

Product Specifications

Product Specification

English