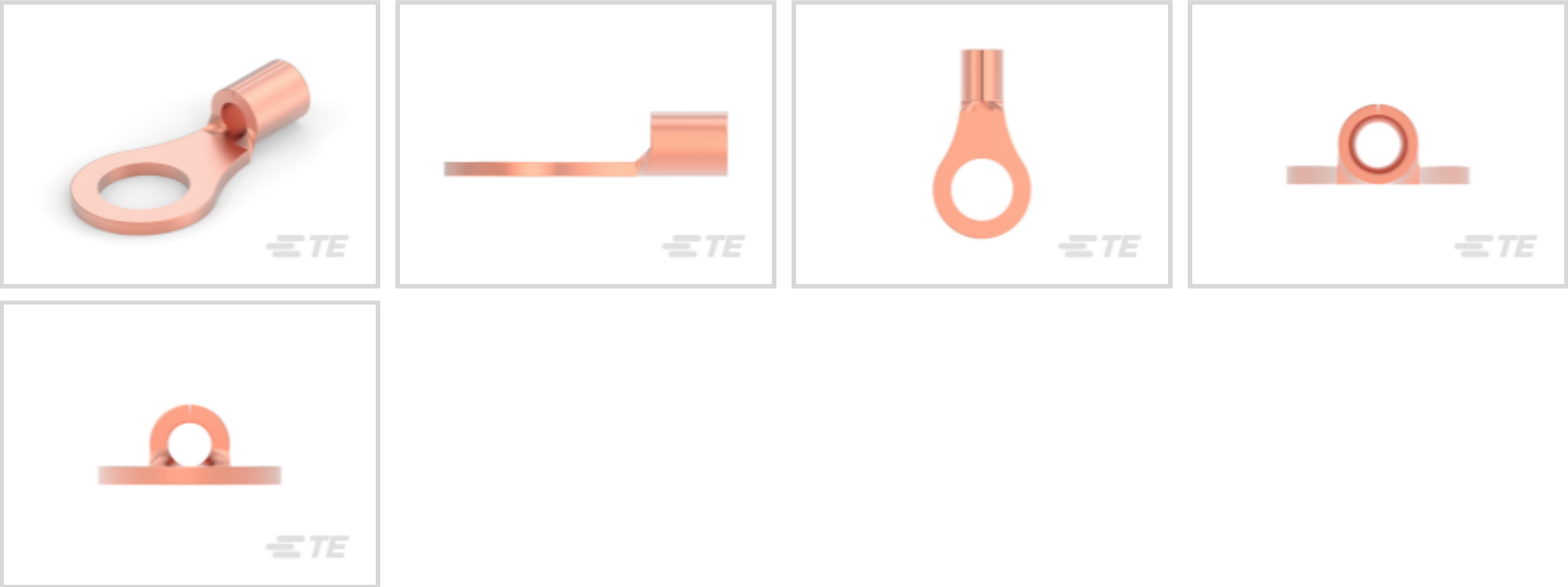




Terminals & Splices > Ring Terminals



Ring Terminal Product Type: **Closed Ring Tongue Terminal**
Wire Size: **509 – 3260 CMA**
Stud Size: **#10**

Features

Product Type Features

Ring Terminal Product Type	Closed Ring Tongue Terminal
Stud Size	#10
Sealable	No
Wire Insulation Support Retention Type	Non-Insulation Support

Configuration Features

Number of Holes	1
-----------------	---

Contact Features

Military Part Class	Class II
Barrel Type	Closed
Terminal Orientation	Straight
Terminal Plating Material	Unplated

Mechanical Attachment

Wire Insulation Support	Without
-------------------------	---------

Dimensions

Wire Size	509 – 3260 CMA
Stud Diameter	5 mm[.197 in]



Tongue Thickness	.79 mm[.031 in]
Product Length	15.77 mm[.621 in]
Barrel Inside Diameter	1.55 mm[.061 in]

Usage Conditions

Insulation Option	Uninsulated
Operating Temperature Range	170 °C[338 °F]

Operation/Application

Compatible With Wire Base Material	Copper
Compatible With Wire Plating Material	Tin

Industry Standards

Government Qualified Terminal	No
-------------------------------	----

Packaging Features

Packaging Quantity	1000
Packaging Method	Loose Piece

Product Compliance

For compliance documentation, visit the product page on TE.com>

EU RoHS Directive 2011/65/EU	Compliant
EU ELV Directive 2000/53/EC	Compliant
China RoHS 2 Directive MIIT Order No 32, 2016	No Restricted Materials Above Threshold
EU REACH Regulation (EC) No. 1907/2006	Current ECHA Candidate List: JUNE 2024 (241) Candidate List Declared Against: JUNE 2024 (241) Does not contain REACH SVHC
Halogen Content	Low Halogen - Br, Cl, F, I < 900 ppm per homogenous material. Also BFR/CFR/PVC Free
Solder Process Capability	Not applicable for solder process capability


Product Compliance Disclaimer

This information is provided based on reasonable inquiry of our suppliers and represents our current actual knowledge based on the information they provided. This information is subject to change. The part numbers that TE has identified as EU RoHS compliant have a maximum concentration of 0.1% by weight in homogenous materials for lead, hexavalent chromium, mercury, PBB, PBDE, DBP, BBP, DEHP, DIBP, and 0.01% for cadmium, or qualify for an exemption to these limits as defined in the Annexes of Directive 2011/65/EU (RoHS2). Finished electrical and electronic equipment products will be CE marked as required by Directive 2011/65/EU. Components may not be CE marked. Additionally, the part numbers that TE has identified as EU ELV compliant have a maximum concentration of 0.1% by weight in homogenous




materials for lead, hexavalent chromium, and mercury, and 0.01% for cadmium, or qualify for an exemption to these limits as defined in the Annexes of Directive 2000/53/EC (ELV). Regarding the REACH Regulation, the information TE provides on SVHC in articles for this part number is based on the latest European Chemicals Agency (ECHA) 'Guidance on requirements for substances in articles' posted at this URL: <https://echa.europa.eu/guidance-documents/guidance-on-reach>


Compatible Parts




TE Part # 58545-1
SOLISTRAND 10-22 DIE ASSY



TE Part # 58546-1
PC 22-10 SOLISSPICE SPL I SHT

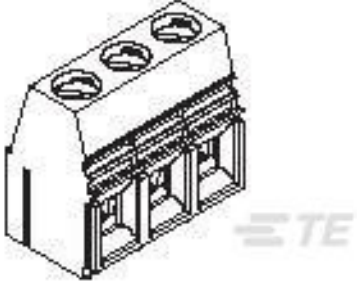


TE Part # 49935
DAHT SOLIS 22-10 ASSY




TE Part # 58545-3
SDE DIE ASSY. 22-10 SOLISTRAND


Customers Also Bought




TE Part #1-1986660-3
3 Posn Power Connector, Black, 10.16 mm




TE Part #813281-000
SGRT-2-03




TE Part #EG4537-000
SHF260-0113-22-9




TE Part #YDBC30H-1212P6V001
HERM RECP




TE Part #K1141253
Limit switch G06-221-M-015 / -036




TE Part #YGED00A10-5PNV0030
HERM RECP




TE Part #RE54-442P
RECP ASSY



TE Part #3-1571986-4
A101J51ZQ0004=SGL POLE,ROCKER



TE Part #6-1571986-1
A105J51ZQ0004=SGL POLE,ROCKER



TE Part #889113-000
CXA-0078-18-1-9CS2405

Documents

Product Drawings
SOLIS,RING,22-16,10,UNPLTD



English

CAD Files

Customer View Model

ENG_CVM_CVM_34112-3_V.2d_dxf.zip

English

3D PDF

3D

Customer View Model

ENG_CVM_CVM_34112-3_V.3d_igs.zip

English

Customer View Model

ENG_CVM_CVM_34112-3_V.3d_stp.zip

English

By downloading the CAD file I accept and agree to the [Terms and Conditions](#) of use.

Datasheets & Catalog Pages

SOLISTRAND - QRG

English