

4

3

2

1

THIS DRAWING IS UNPUBLISHED

RELEASED FOR PUBLICATION

2014

© COPYRIGHT 2014

BY TE CONNECTIVITY

ALL RIGHTS RESERVED.

LOC -

DIST -

REVISIONS

P	LTR	DESCRIPTION	DATE	DWN	APVD
NC		NEW RELEASE PER E.O. P18793	31MAR2005	-	RDR
A		REVISED PER ECO-14-013476	04SEP2014	PV	DM

2.043 ± .015
[51,89 ± .38]

WELD CAP

RECEPTACLE HOUSING

DT04-12P
DEUTSCH

1.597
[40,56]

1.355
[34,42]

.897
[22,78]

PINS

5 MATERIAL:
CONNECTOR: PA66
PINS: COPPER ALLOY

4 ORIENTATION OF THE "DEUTSCH" AND "-P031" TO BE OPTIONAL.

3 MAXIMUM CURRENT RATING FOR THE 3 PIN BUSBAR IS 13 AMPS.

2 BORDERS SIGNIFY THAT PINS 1, 11, 12 ARE BUSSED TOGETHER WITH A 3 PIN BUSBAR. PINS 2, 3, 10 ARE BUSSED TOGETHER WITH A 3 PIN BUSBAR. PINS 4, 8, 9 ARE BUSSED TOGETHER WITH A 3 PIN BUSBAR. PINS 5, 6, 7 ARE BUSSED TOGETHER WITH A 3 PIN BUSBAR.

1 THIS RECEPTACLE MATES WITH DT06-12SX-XXXX PLUG
(X= A, B, C, D KEYS; XXXX= ALL MODIFICATIONS)

THIS DRAWING IS A CONTROLLED DOCUMENT.		DWN PRAVEENA, V 21AUG2014	TE Connectivity													
DIMENSIONS: INCHES [mm]		CHK R. MESSENGER 22AUG2014														
TOLERANCES UNLESS OTHERWISE SPECIFIED:		APVD D. MEYER 04SEP2014	NAME DT 12 WAY RECEPTACLE (4) 3 PIN BUSBARS GOLD PLATED													
<table border="0"> <tr> <td>0 PLC</td> <td>±-</td> </tr> <tr> <td>1 PLC</td> <td>±-</td> </tr> <tr> <td>2 PLC</td> <td>±-</td> </tr> <tr> <td>3 PLC</td> <td>±.020 [0.51]</td> </tr> <tr> <td>4 PLC</td> <td>±-</td> </tr> <tr> <td>ANGLES</td> <td>±0° 30' 0"</td> </tr> </table>		0 PLC	±-	1 PLC	±-	2 PLC	±-	3 PLC	±.020 [0.51]	4 PLC	±-	ANGLES	±0° 30' 0"	PRODUCT SPEC -	APPLICATION SPEC -	RESTRICTED TO -
0 PLC	±-															
1 PLC	±-															
2 PLC	±-															
3 PLC	±.020 [0.51]															
4 PLC	±-															
ANGLES	±0° 30' 0"															
MATERIAL 5	FINISH -	WEIGHT 26 g	SIZE A3	CAGE CODE -												
		DRAWING NO DT04-12PX-P031	SCALE 2:1													
		CUSTOMER DRAWING	SHEET 1	OF 2												
			REV A													

1470-19 (3/11)

LOC	DIST	REVISIONS			
P	LTR	DESCRIPTION	DATE	DWN	APVD
-	-	SEE SHEET 1	-	-	-

D

D

C

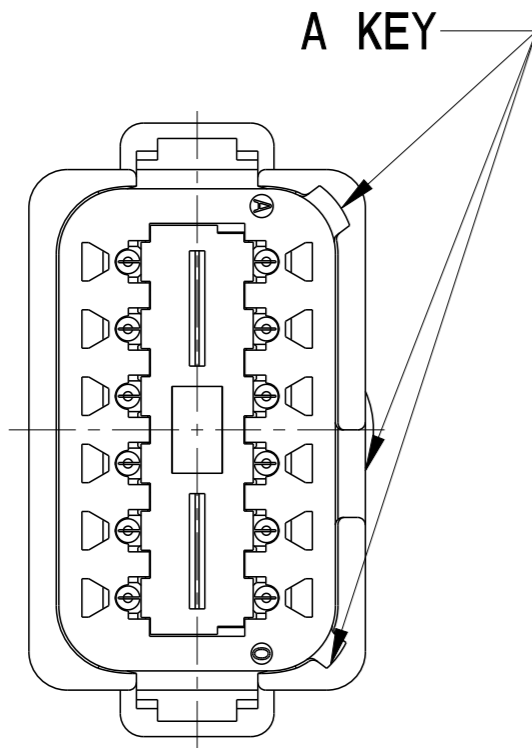
C

B

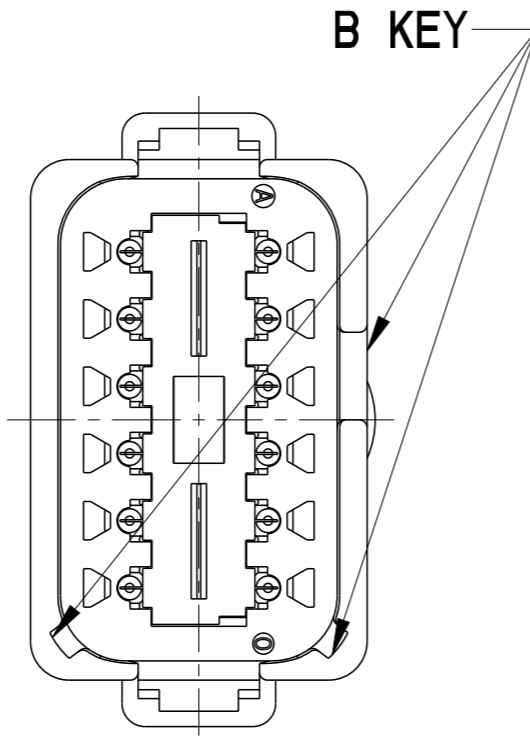
B

A

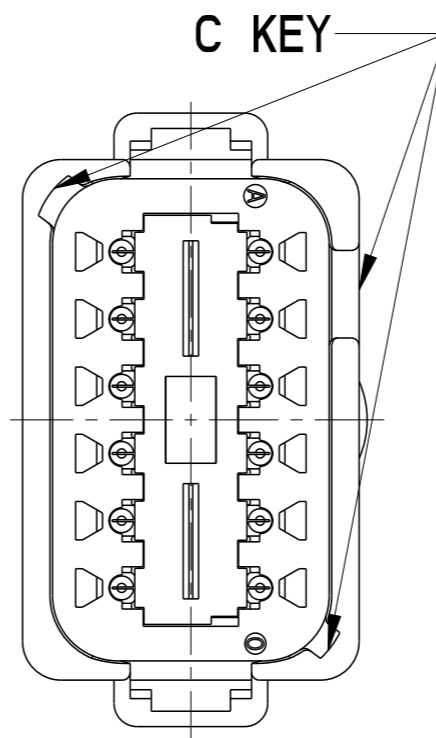
A



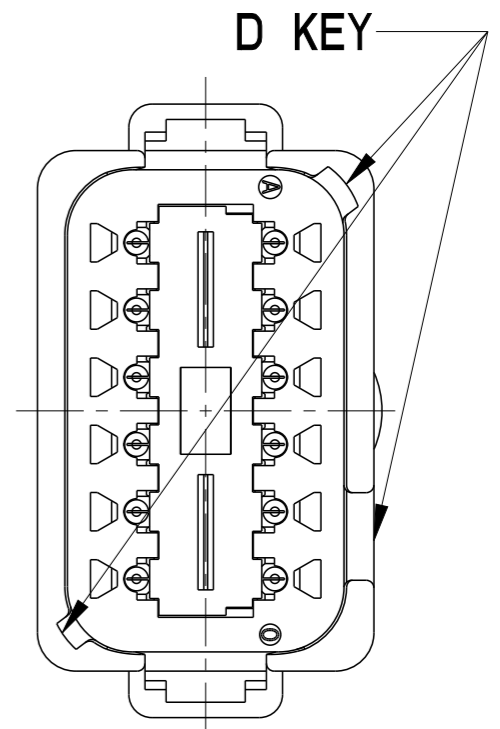
DT04-12PA-P031
COLOR: GREY



DT04-12PB-P031
COLOR: BLACK



DT04-12PC-P031
COLOR: GREEN



DT04-12PD-P031
COLOR: BROWN

NOTES: SEE SHEET ONE

THIS DRAWING IS A CONTROLLED DOCUMENT.		DWN PRAVEENA.V 21AUG2014														
DIMENSIONS: INCHES [mm]		CHK R. MESSENGER 22AUG2014														
TOLERANCES UNLESS OTHERWISE SPECIFIED:		APVD D. MEYER 04SEP2014	NAME DT 12 WAY RECEPTACLE (4) 3 PIN BUSBARS GOLD PLATED													
<table border="0"> <tr><td>0 PLC</td><td>±-</td></tr> <tr><td>1 PLC</td><td>±-</td></tr> <tr><td>2 PLC</td><td>±-</td></tr> <tr><td>3 PLC</td><td>±.020 [0.51]</td></tr> <tr><td>4 PLC</td><td>±-</td></tr> <tr><td>ANGLES</td><td>±0° 30' 0"</td></tr> </table>		0 PLC	±-	1 PLC	±-	2 PLC	±-	3 PLC	±.020 [0.51]	4 PLC	±-	ANGLES	±0° 30' 0"	PRODUCT SPEC -	SIZE A3	CAGE CODE -
0 PLC	±-															
1 PLC	±-															
2 PLC	±-															
3 PLC	±.020 [0.51]															
4 PLC	±-															
ANGLES	±0° 30' 0"															
MATERIAL -		APPLICATION SPEC -	DRAWING NO G=DT04-12PX-P031	RESTRICTED TO -												
FINISH -		WEIGHT 26 g	SCALE 2:1	SHEET 2 OF 2												
		CUSTOMER DRAWING	REV A													

Mouser Electronics

Authorized Distributor

Click to View Pricing, Inventory, Delivery & Lifecycle Information:

[TE Connectivity:](#)

[DT04-12PB-P031](#)