Downloaded from Arrow.com.

© 2016 AFCI

Amphenol FCi

PRODUCT NUMBER
SEE PART NO. SCHEME

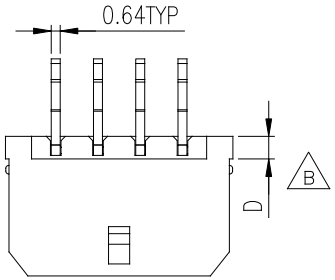

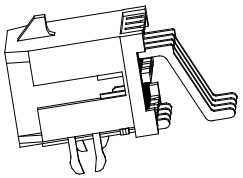

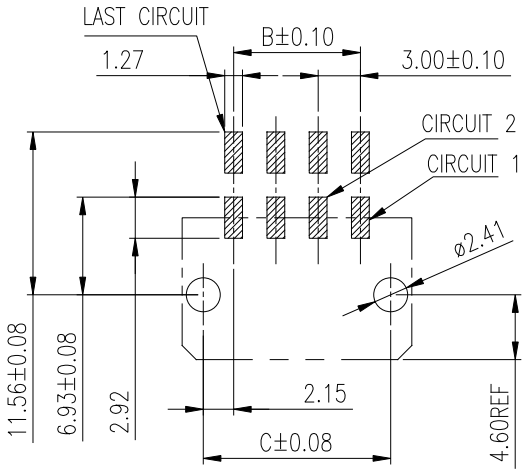

RECOMMENDED PCB LAYOUT
GENERAL TOLERANCE:±0.05
PCB THICKNESS=1.60MM

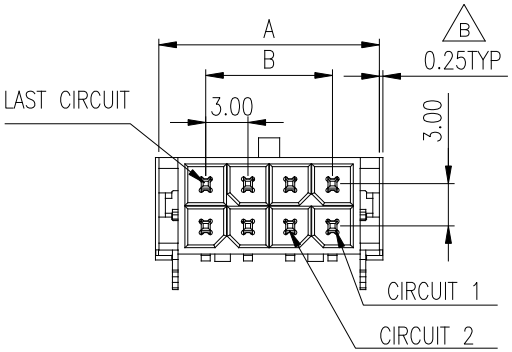

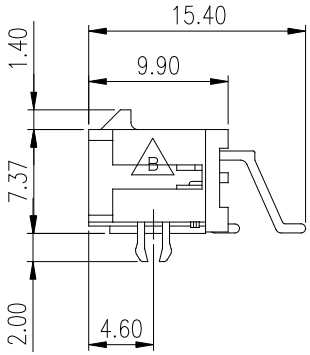

DIMENSION TABLE

POS	A	B	C	D
02	6.65	NA	4.30	6.74
04	9.65	3.00	7.30	
06	12.65	6.00	10.30	
08	15.65	9.00	13.30	1.60
10	18.65	12.00	16.30	
12	21.65	15.00	19.30	
14	24.65	18.00	22.30	
16	27.65	21.00	25.30	
18	30.65	24.00	28.30	
20	33.65	27.00	31.30	
22	36.65	30.00	34.30	
24	39.65	33.00	37.30	

PART NUMBER SCHEME:
10137925–XX X X LF

NO OF POS.
02: 2 POS.
24: 24 POS.

HSG MATERIAL
1. LCP, GLOW WIRE COMPATIBLE
2. LCP, NON GLOW WIRE COMPATIBLE

CONTACT PLATING
1. TIN
2. GOLD FLASH
3. 15u" Au, TIN ON SOLDER TAILS
4. 30u" Au, TIN ON SOLDER TAILS

NOTES:
1. MATERIALS:
   HOUSING: OPTIONAL, UL94V–0, HALOGEN FREE, COLOR: BLACK
   TERMINAL: COPPER ALLOY
   HOLD DOWN: COPPER ALLOY
2. FINISH:
   TERMINAL: OPTIONAL
   HOLD DOWN: MATTE TIN
   UNDER PLATING: NICKEL OVERALL
3. PRODUCT SPECIFICATION: GS–12–1177
4. PACKAGE SPECIFICATION: GS–14–2359
5. THIS PART MATES WITH FCI RECEPTACLE WIRE CONNECTOR 10127716.
6. THIS PART IS APPLICABLE FOR REFLOW PROCESS WITH 260°C PEAK TEMPERATURE FOR 10 SECONDS.

ltr	ecn no	dr	date
A		TAI	2015-11-30
B	ELX-T-24982	TAI	2016-09-21

mat'l. code
surface ✓ tolerance
tolerances unless otherwise specified
angles X°±2°
linear X.X ±0.3; X.XX ±0.2
projection
mm
scale N.T.S.

dr	KENNY TAI	2015-11-26
engr	KENNY TAI	2015-11-26
chr	KENNY TAI	2015-11-26
appd	PM ZHENG	2015-11-30

Amphenol FCi

product family: MINITEK PWR3.0
title: MINITEK PWR3.0 R/A HEADER, DUAL ROW SMT TAILS AND DIP HOLD DOWN
dwg no: 10137925
sheet 1 of 1
size: A4
type: Product Customer Drawing

sheet index: revision B; sheet 1