SHAPE OF
500593-050*

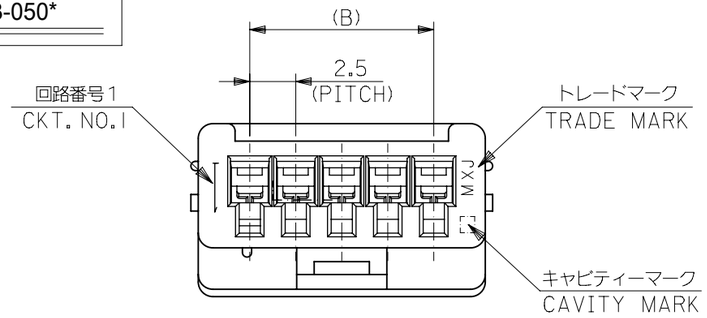

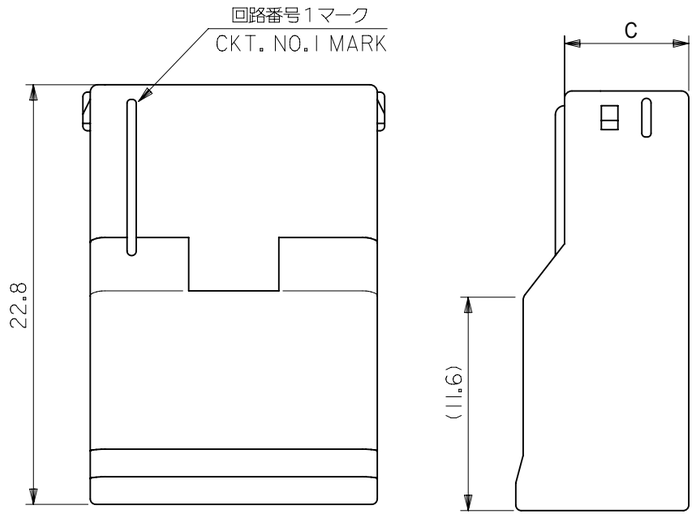

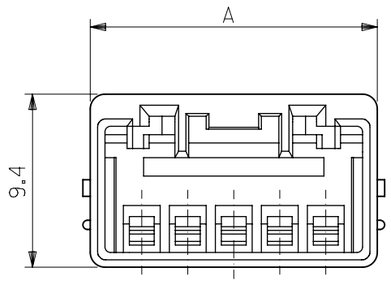

4極以下での極数レイアウト図
LAYOUT OF 2/3/4CKTS.

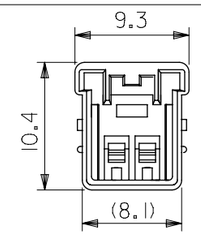

2CKTS
500593-020*

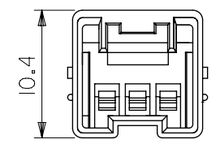

3CKTS
500593-030*

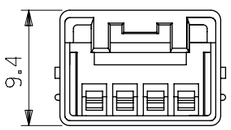

4CKTS
500593-040*

ターミナル装着状態図
TERMINAL ASSEMBLY DRAWING

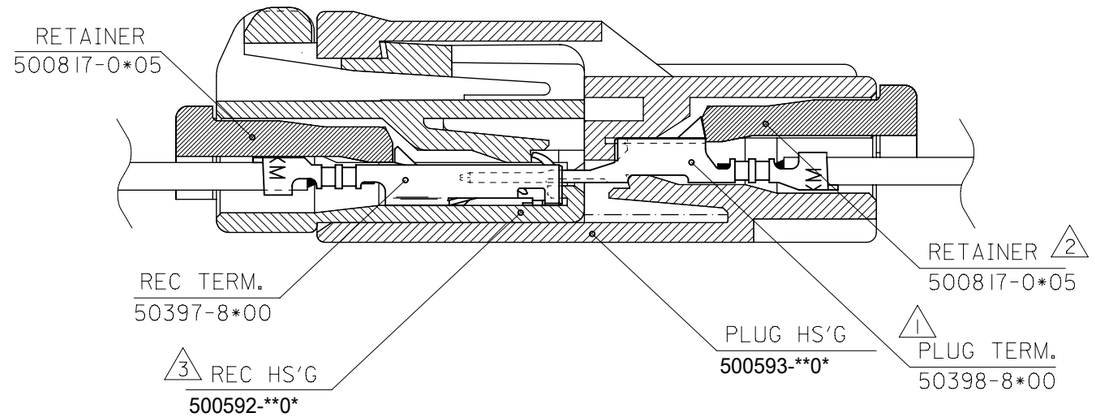

注記
NOTES

1. 適合ターミナル：50398シリーズ
APPLICABLE TERMINAL : 50398 SERIES

2. 適合リテーナー：500817シリーズ
APPLICABLE RETAINER : 500817 SERIES

3. 嵌合相手 ： 500592シリーズ
MATE WITH : 500592 SERIES

4. 材質 :PBT (UL94V-0)
MATERIAL :PBT(UL94V-0)

5. MATERIAL NO.は以下の内容を示す。
MATERIAL NO. :
500593-**0*
極数 CKT
色 COLOR
0:自然色 NATURAL
1: 黒 BLACK
2: 赤 RED
3: 黄色 YELLOW
4: 青 BLUE
6: 緑 GREEN

500593-**0*	MODEL NO.

FUNCTIONAL SYMBOLS: FA = 0, FC = 0, FP = 0
DIVISIONAL SYMBOLS

THIS DRAWING CONTAINS INFORMATION THAT IS PROPRIETARY TO MOLEX ELECTRONIC TECHNOLOGIES, LLC AND SHOULD NOT BE USED WITHOUT WRITTEN PERMISSION

DIMENSION UNITS	SCALE
MM	1:1

GENERAL TOLERANCES (UNLESS SPECIFIED)

ANGULAR TOL	±	3.0 °
4 PLACES	±	0.2
3 PLACES	±	0.25
2 PLACES	±	0.3
1 PLACE	±	
0 PLACES	±	

DRAFT WHERE APPLICABLE MUST REMAIN WITHIN DIMENSIONS

CURRENT REV DESC: OBSOLETED PART NUMBERS AS PER PCN#510807

EC NO: 726454
DRWN: LIKITV 2022/10/20
CHK'D: GGA 2022/11/30
APPR: GGA 2022/11/30

INITIAL REVISION:
DRWN: U.MUMEDA 2005/04/07
APPR: KASAKAWA 2015/04/27

THIRD ANGLE PROJECTION | DRAWING: A3-SIZE | SERIES: 500593

molex

2.5MM WIRE TO WIRE CONN.
PLUG HOUSING

PRODUCT CUSTOMER DRAWING

DOCUMENT NUMBER	DOC TYPE	DOC PART	REVISION
SD-500593-001	PSD	001	C1

MATERIAL NUMBER	CUSTOMER	SHEET NUMBER
SEE CHART	GENERAL MARKET	1 OF 2

DOCUMENT STATUS	P1	RELEASE DATE	2022/11/30 11:33:22

FORMAT: master-tb-prod-A3
REVISION: J1
DATE: 2021/05/01

500592-080*	500817-0805	6.75	17.5	23.1	8	—	—	—	500593-0800	500593-**0*0*
-070*	-0705		15	20.6	7	—	—	—	-0700	
-060*	-0605		12.5	18.1	6	—	—	—	-0600	
-050*	-0505		10	15.6	5	—	—	—	-0500	
-040*	-0405	6.75	7.5	13.1	4	—	—	—	-0400	
-030*	-0305	7.75	5	10.6	3	500593-0304	—	500593-0301	-0300	
500592-020*	500817-0205	7.75	2.5	8.1	2	500593-0204	500593-0202	500593-0201	500593-0200	
MATE WITH	CONFORTABLE-RETAINER	C	B	A	CKT.	BLUE	RED	BLACK	NATURAL	MODEL NO.
						MATERIAL NO.				

THIS DRAWING CONTAINS INFORMATION THAT IS PROPRIETARY TO MOLEX ELECTRONIC TECHNOLOGIES, LLC AND SHOULD NOT BE USED WITHOUT WRITTEN PERMISSION

FUNCTIONAL SYMBOLS
FA = 0
FC = 0
FP = 0

DIVISIONAL SYMBOLS

DIMENSION UNITS	SCALE
MM	3:1

GENERAL TOLERANCES (UNLESS SPECIFIED)

ANGULAR TOL	±	3.0 °
4 PLACES	±	0.2
3 PLACES	±	0.25
2 PLACES	±	0.3
1 PLACE	±	
0 PLACES	±	

DRAFT WHERE APPLICABLE MUST REMAIN WITHIN DIMENSIONS

CURRENT REV DESC: OBSOLETED PART NUMBERS AS PER PCN#510807

EC NO: 726454
DRWN: LIKITV 2022/10/20
CHK'D: GGA 2022/11/30
APPR: GGA 2022/11/30

INITIAL REVISION:
DRWN: U.MUMEDA 2005/04/07
APPR: KASAKAWA 2015/04/27

THIRD ANGLE PROJECTION | DRAWING: A3-SIZE | SERIES: 500593

molex

2.5MM WIRE TO WIRE CONN.
PLUG HOUSING

PRODUCT CUSTOMER DRAWING

DOCUMENT NUMBER	DOC TYPE	DOC PART	REVISION
SD-500593-001	PSD	001	C1

MATERIAL NUMBER	CUSTOMER	SHEET NUMBER
SEE CHART	GENERAL MARKET	2 OF 2

DOCUMENT STATUS	P1	RELEASE DATE	2022/11/30 11:33:22

FORMAT: master-tb-prod-A3
REVISION: J1
DATE: 2021/05/01