

Product data sheet

Power connectors

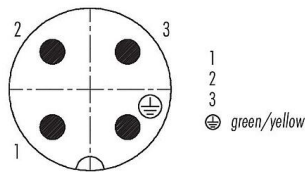
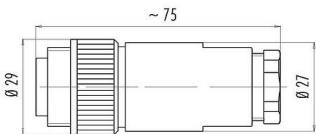


Product description	RD24 Male cable connector, Contacts: 3+PE, 10.0-12.0 mm, unshielded, screw clamp, IP67, UL, ESTI+, VDE, PG 13.5
Area	series 693
Part no.	99 4221 14 04

Illustration

Scale drawing

Contact arrangement (Plug-in side)



You can find the component part drawing on the next page.

Technical data

General features

Part no.	99 4221 14 04
Connector design	Male cable connector
Version	Connector pin straight
Connector locking system	screw
Termination	screw clamp
Degree of protection	IP67
Cross-sectional area	max. 2.50 mm <sup>2</sup> / AWG 14
Cable outlet	10.0-12.0 mm
Temperature range from/to	-40 °C / 100 °C
Mechanical operation	> 500 Mating cycles
Weight (g)	42.39
Customs tariff number	85369010
Country of Origin	DE

Electrical parameters

Rated voltage	400 V (600 V UL)
Rated voltage UL	11768
Rated impulse voltage	6000 V
Rated current	16 A (12 A UL)
Insulation resistance	≥ 10 <sup>10</sup> Ω
Pollution degree	3
Overvoltage category	III
Insulating material group	III
EMC compliance	unshielded

Material

Contact body material	PBT (UL94 V-0)
Contact material	CuZn (brass)

Product description	RD24 Male cable connector, Contacts: 3+PE, 10.0-12.0 mm, unshielded, screw clamp, IP67, UL, ESTI+, VDE, PG 13.5
Area	series 693
Part no.	99 4221 14 04

Contact plating	Ag (silver)
REACH SVHC	CAS 7439-92-1 (Lead)
SCIP number	eb8e0946-0ebf-475e-8789-ba27efdee6d1

Authorization/approvals

Approvals	UL, ESTI+, VDE
-----------	----------------

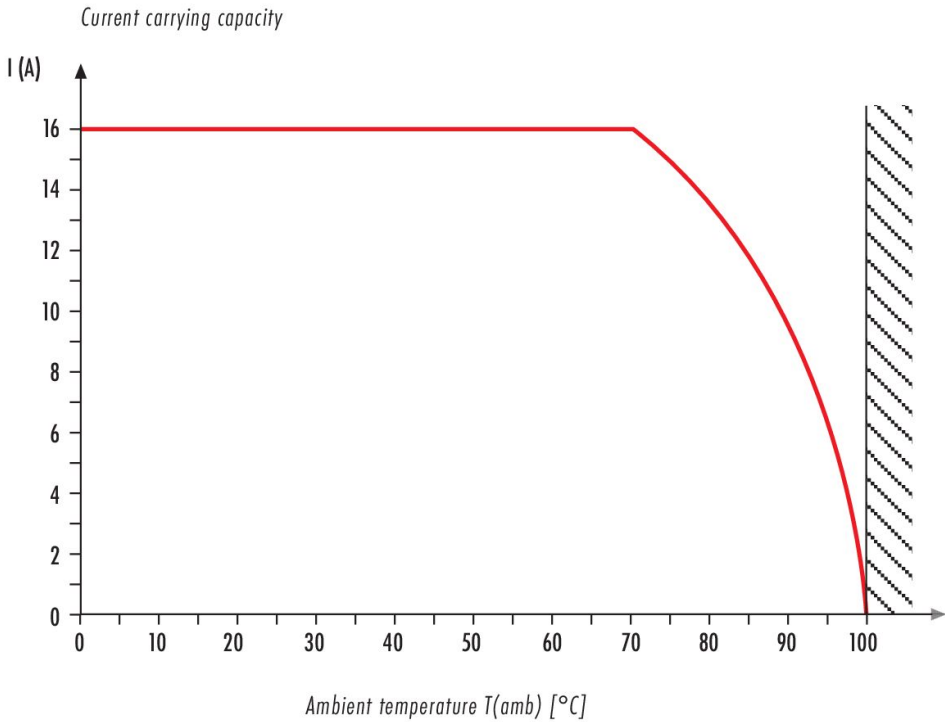
Classifications

eCl@ss 11.1	27-44-01-02
ETIM 9.0	EC002635

Declarations of conformity

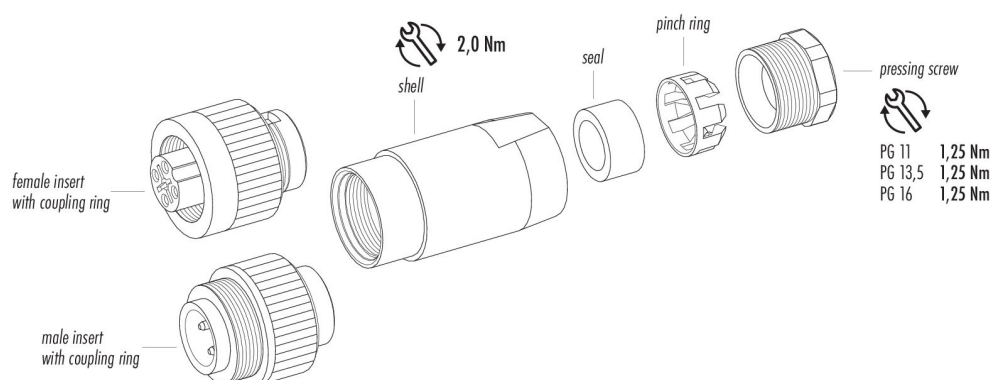
Low Voltage Directive	2014/35/EU (EN 60204-1:2018;EN 60529:1991)
-----------------------	--

Derating curve



Product description	RD24 Male cable connector, Contacts: 3+PE, 10.0-12.0 mm, unshielded, screw clamp, IP67, UL, ESTI+, VDE, PG 13.5
Area	series 693
Part no.	99 4221 14 04

## Component part drawing



Product description	<b>RD24 Male cable connector, Contacts: 3+PE, 10.0-12.0 mm, unshielded, screw clamp, IP67, UL, ESTI+, VDE, PG 13.5</b>
Area	<b>series 693</b>
Part no.	<b>99 4221 14 04</b>

## Security notices

The connector must not be plugged or unplugged under load. Non-observance and improper use can result in personal injury.

The connectors have been developed for applications in plant engineering, control and electrical equipment construction. The user is responsible for checking whether the connectors can also be used in other areas of application.

To protect against unintentional opening of the connector, the thread between the housing and the connector head must be secured with a suitable cyanoacrylate adhesive when used in circuits with voltages dangerous to the touch. This does not apply to connectors used in SELV and PELV circuits according to IEC 61140 (EN 61140, VDE 0140-1).

Connectors which are used in circuits with voltages dangerous to the touch may only be installed and used by, or under the supervision of, persons with electrical engineering training, taking into account the applicable regulations and standards.

The user must take suitable safety precautions to ensure that the connector cannot be accidentally disconnected.

The plug connector is not suitable for mains voltages Please observe the pollution degree and the overvoltage category. For further information, please refer to the download center "Technical Information".