



**AC - 2 WIRE WELD IMMUNE  
BLOCK, Plastic Housing  
20-250V AC, 500mA  
2 LEDs for Operating  
Voltage and Output Energized**

- *Circuitry that protects for electromagnetic interference*
- *Carries  $\text{C}\epsilon$  mark*
- IEC(529) IP67 (NEMA 1, 3, 4, 6, 12, 13) Protection
- Temperature Range: -25 to 70°C (-13 to 158°F)

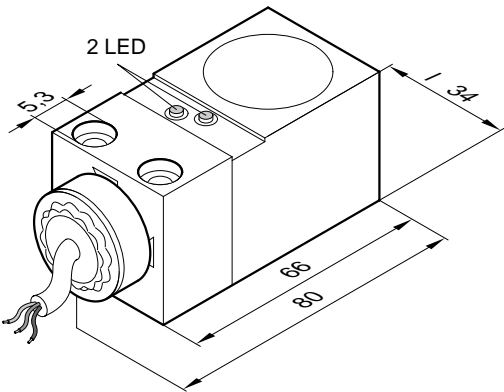
**34 x 34 x 80mm Block  
Partially Flush Mount**

Sensing Distance 13mm (.51 in.)		
Cable or Connector Style Cat. No.	Cable	Cable
Normally Open 	9853-3800	9853-3900
Normally Closed 	9853-3600	9853-3700
Voltage Range	20V - 250V AC	20V - 250V AC
Operating Frequency	50/60Hz	50/60Hz
Supply Current	≤2 mA	≤2 mA
Maximum Load Current	500 mA	500 mA
Voltage Drop Across Sensor	≤5V	≤5V
Maximum Leakage Current	≤2 mA	≤2 mA
Short Term Current (20 ms, 1Hz)	8A	8A
Switching Frequency	15Hz	15Hz
Hysteresis	≤15%	≤15%
Temperature Drift	≤10%	≤10%
Repeatability	.65mm (.026 in.)	.65mm (.026 in.)
Housing Material	PBTP (GV 30)	PBTP (GV 30)
Sensing Head Position	Front	Top/Side Rotatable

*Note: Sensor dimensions in mm.*

**Fixed Cable**

PVC 2m (6ft. 6in.). For 5m (16 ft. 5 in.) cable length, change the last two digits of the part number to 02. For other cable lengths and/or PUR cable, please consult Altech.



**Metric/in. Conversion Table**

1.0 mm = .04 in.	66.0 mm = 2.6 in.
5.3 mm = .21 in.	80.0 mm = 3.5 in.
34.0 mm = 1.57 in.	

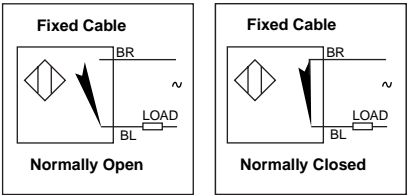
This table converts millimeters to inches in reference to the illustrations included on these pages

**Accessories**

**Mounting Brackets – see Pages 114-115**

**Wiring Diagrams**

Note: Wire colors are applicable to cable purchased from Altech



# Mouser Electronics

Authorized Distributor

Click to View Pricing, Inventory, Delivery & Lifecycle Information:

[Altech:](#)

[9853-3700](#) [9853-3600](#)