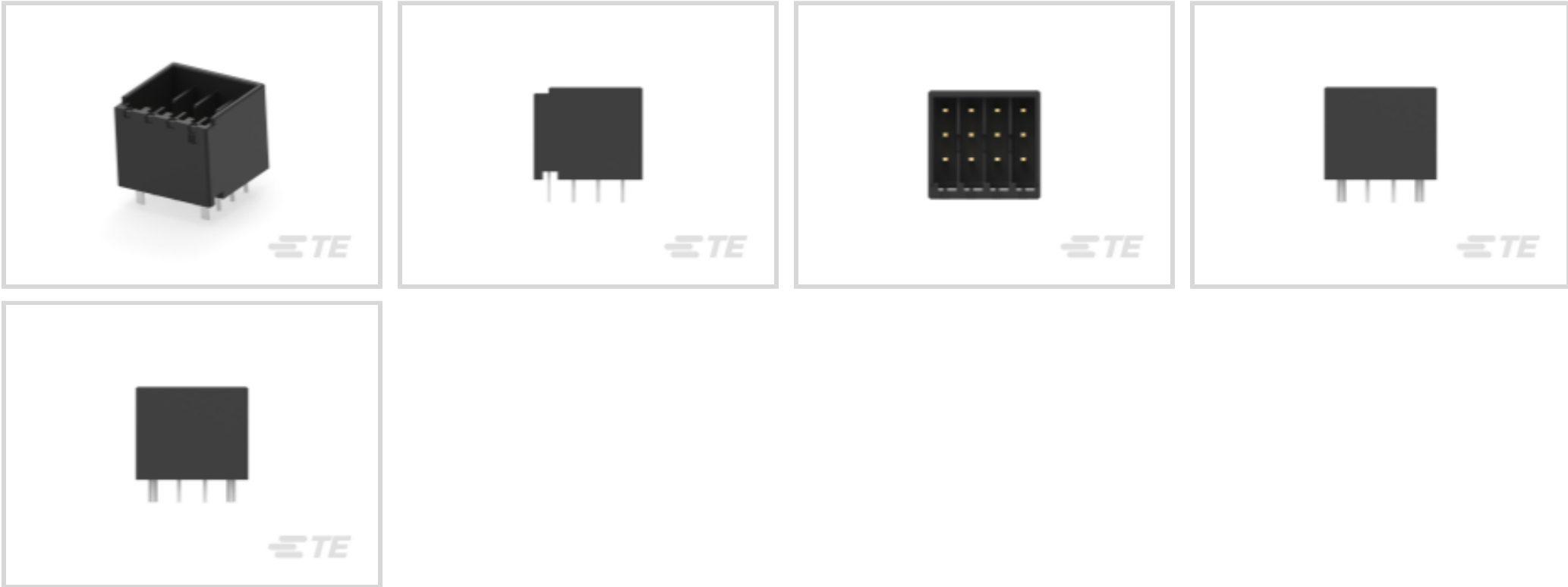




Connectors > PCB Connectors > PCB Headers & Receptacles > Header Assembly: Wire-to-Board, 5A, Gold Plated



Connector System: **Wire-to-Board**

Number of Positions: **12**

Number of Rows: **3**

Centerline (Pitch): **3.5 mm [.137 in]**

PCB Mount Orientation: **Vertical**

[All Header Assembly: Wire-to-Board, 5A, Gold Plated \(5\)](#)

Features

Product Type Features

Connector System	Wire-to-Board
Header Type	Fully Shrouded
Sealable	No
Connector & Contact Terminates To	Printed Circuit Board
PCB Connector Assembly Type	PCB Mount Header

Configuration Features

Number of Positions	12
Number of Rows	3
PCB Mount Orientation	Vertical

Body Features

Primary Product Color	Black
-----------------------	-------

Contact Features

--	--



PCB Contact Termination Area Plating Material Thickness	2 µm[78.74 µin]
Contact Underplating Material Thickness	1.27 µm[50 µin]
Contact Mating Area Plating Material Thickness	.38 µm[15 µin]
Contact Underplating Material	Nickel
PCB Contact Termination Area Plating Material	Tin
Contact Base Material	Copper Alloy
Contact Mating Area Plating Material	Gold
Contact Type	Pin
Contact Current Rating (Max)	5 A

Termination Features

Termination Method to PCB	Through Hole - Solder
---------------------------	-----------------------

Mechanical Attachment

Mating Alignment Type	Keyed
Mating Retention	With
PCB Mount Retention Type	Retention Leg
Connector Mounting Type	Board Mount
Mating Alignment	With
PCB Mount Alignment	Without
PCB Mount Retention	With

Housing Features

Housing Material	Glass-Filled Thermoplastic Polyester
Centerline (Pitch)	3.5 mm[.137 in]

Usage Conditions

Operating Temperature (Max)	105 °C[221 °F]
Operating Temperature Range	-55 – 105 °C[-67 – 221 °F]

Operation/Application

Circuit Application	Power & Signal
---------------------	----------------

Industry Standards

UL Flammability Rating	UL 94V-0
------------------------	----------

Packaging Features

Packaging Quantity	30
Packaging Method	Box, Tube



Product Compliance

For compliance documentation, visit the product page on TE.com>

EU RoHS Directive 2011/65/EU	Compliant
EU ELV Directive 2000/53/EC	Compliant
China RoHS 2 Directive MIIT Order No 32, 2016	No Restricted Materials Above Threshold
EU REACH Regulation (EC) No. 1907/2006	Current ECHA Candidate List: JUNE 2024 (241) Candidate List Declared Against: JUNE 2024 (241) Does not contain REACH SVHC
Halogen Content	Not Low Halogen - contains Br or Cl > 900 ppm.
Solder Process Capability	Wave solder capable to 265°C

Product Compliance Disclaimer

This information is provided based on reasonable inquiry of our suppliers and represents our current actual knowledge based on the information they provided. This information is subject to change. The part numbers that TE has identified as EU RoHS compliant have a maximum concentration of 0.1% by weight in homogenous materials for lead, hexavalent chromium, mercury, PBB, PBDE, DBP, BBP, DEHP, DIBP, and 0.01% for cadmium, or qualify for an exemption to these limits as defined in the Annexes of Directive 2011/65/EU (RoHS2). Finished electrical and electronic equipment products will be CE marked as required by Directive 2011/65/EU. Components may not be CE marked. Additionally, the part numbers that TE has identified as EU ELV compliant have a maximum concentration of 0.1% by weight in homogenous materials for lead, hexavalent chromium, and mercury, and 0.01% for cadmium, or qualify for an exemption to these limits as defined in the Annexes of Directive 2000/53/EC (ELV). Regarding the REACH Regulation, the information TE provides on SVHC in articles for this part number is based on the latest European Chemicals Agency (ECHA) ‘Guidance on requirements for substances in articles’ posted at this URL: <https://echa.europa.eu/guidance-documents/guidance-on-reach>


Compatible Parts




TE Part # 1-2069029-4  
DYNAMIC 1500T REC HSG 12P X  
BLACK

Also in the Series | [Dynamic 1000 Series](#)







Connector Contacts(40)




Connector Hardware(3)




Insertion & Extraction Tools(2)




PCB Headers & Receptacles(173)



Rectangular Connector Housings(2)



Standard Rectangular Connectors(4)



Wire-to-Board Connector Assemblies & Housings(159)

Customers Also Bought



TE Part #1-1827872-3  
Header Assembly: Wire-to-Board, 3A, Gold or Tin Plated



TE Part #1-178317-2  
Header Assembly: Wire-to-Board, 15A, gold or tin plated



TE Part #1-1827875-2  
Header Assembly: Wire-to-Board, 5A, gold or tin plated



TE Part #1-178136-2  
DYNAMIC D3200 HDR V ASSY 3P

Documents

Product Drawings  
DYNAMIC 1500T HDR ASSY V 12PX BLACK GOLD  
Japanese

CAD Files  
Customer View Model  
ENG\_CVM\_CVM\_1-1827581-4\_C.2d\_dxf.zip  
English  
3D PDF  
3D  
Customer View Model  
ENG\_CVM\_CVM\_1-1827581-4\_C.3d\_igs.zip  
English  
Customer View Model  
ENG\_CVM\_CVM\_1-1827581-4\_C.3d\_stp.zip  
English

By downloading the CAD file I accept and agree to the Terms and Conditions of use.



---

**Product Specifications**

**Application Specification**

English

---

**Agency Approvals**

**TUV Certificate**

English