

SUMMARY

Wires

Low	2
High	0
Coax	0
Triax	0
Quad	0
Fiber	0
Fluidic	0

Series	1S
Termination type	Male solder
IP rating	50
Cable Ø	4.30 - 5.20 mm
Status	active
Alternative part	



Image is for illustrative purpose only

Download

[Request a quote](#)

[Catalog](#)

TECHNICAL DETAILS

Mechanics

Shell Style/Model	FLM*: Elbow (90°) plug with cable collet
Keying	
Housing Material	Brass (chrome plated) shell and collet nut, nickel plated brass latch sleeve and mid pieces
Variant	
Weight	21.64 g

Performance

Configuration	1S.302 : 2 Low Voltage
Insulator	L: PEEK (UL 94 / V-0/3.2, depends on material thickness)
Rated Current	15 Amps

Specifications

Contact Type: Solder
Contact Dia.: 1.3 mm (0.051in)
Bucket Dia.: 1 mm (0.039in)
Max. Solid Conductor: 0.5 mm ² (AWG 20)
Max. Stranded Conductor: 0.5 mm ² (AWG 20)

LEMO products and services are provided "as is". LEMO makes no warranties or representations with regard to LEMO product & services or use of them, express, implied or statutory, including for accuracy, completeness, or security. The user is fully responsible for his products and applications using LEMO components.

R (max): 3.6 mOhm
Vtest: 1200 V (AC), 1800 V (DC)

Others

Endurance (Shell): 5000 mating cycles
Temp (min / max): -55°C / +250°C
Humidity (max): <=95% [at 60 deg C / 140 F]
Vibration: 15 g [10 Hz - 2000 Hz]
Shock Resistance: 100 g [6 ms]
Climatical Category: 50/175/21
Shielding (min): 75 dB (10 MHz)
Shielding (min): 40 dB (1 GHz)
Salt Spray Corrosion: >144 hr
IP Rating: 50

DRAWINGS

Draws



Dimensions

	A	H	L	M	S1	S2
mm.	12.5	33.7	36	25	9	10
in.	0,49	1,33	1,42	0,98	0,35	0,39















RECOMMENDED BY LEMO

Tools

LEMO products and services are provided “as is”. LEMO makes no warranties or representations with regard to LEMO product & services or use of them, express, implied or statutory, including for accuracy, completeness, or security. The user is fully responsible for his products and applications using LEMO components.

None

Cables

CMN.02.T22.047PGCE	PVC	GREY	
CMN.02.T20.047PGCE	PVC	GREY	
CMN.02.T20.048QGZE	TPR (medical)	Grey	
CMN.02.T20.047PGZE		Grey	
CMN.02.T20.047PNCE	PVC	Black	
CMN.02.T20.047PNZE			
CMN.02.T22.047PGZE		Grey	
CMN.02.T22.047PNCE	PVC	Black	
CMN.02.T22.047PNZE			
002 200	PVC	Black	
002 221	PVC	Black	
004 082	PVC	Grey	
120 240	PVC	Black	
120 250	PVC	Grey	
120 501	PVC	Grey	

LEMO products and services are provided "as is". LEMO makes no warranties or representations with regard to LEMO product & services or use of them, express, implied or statutory, including for accuracy, completeness, or security. The user is fully responsible for his products and applications using LEMO components.