

MHQ0402P3N4CT000



Applications



Commercial Grade

Feature

Multilayer

Multilayer

Non-Mag Core

Non-Magnetic Core (Dielectric Ceramic)

Super High Q

Super High Q

Series | Type

MHQ-P

Status



Production (Not Recommended for New Design)

Recommended Alternate Part No. : [MHQ0402PSA3N4CT000](#) (Interchangeability is not guaranteed.)

Brand

TDK



Size

Length(L) 0.44mm \pm 0.02mm

Width(W) 0.24mm \pm 0.02mm

Thickness | Height 0.24mm \pm 0.02mm

Recommended Land Pattern (A) 0.15mm to 0.20mm

Recommended Land Pattern (B) 0.20mm Nom.

Recommended Land Pattern (C) 0.18mm to 0.20mm

Electrical Characteristics

Inductance 3.4nH \pm 0.2nH at 500MHz

Rated Current 200mA

DC Resistance [Typ.] 250m Ω

DC Resistance [Max.] 500m Ω

Self Resonant Frequency [Min.] 5GHz

Self Resonant Frequency [Typ.] 7.2GHz

Q [Min.] 10 at 500MHz

Q [Typ.] 13 at 500MHz

Other

Operating Temp. Range (Including Self-Temp. Rise) -55 to 125°C

Soldering Method Reflow

AEC-Q200 No

Packing Punched (Paper)Taping [180mm Reel]

Package Quantity 20000pcs

Weight 0.00011g

! Images are for reference only and show exemplary products.

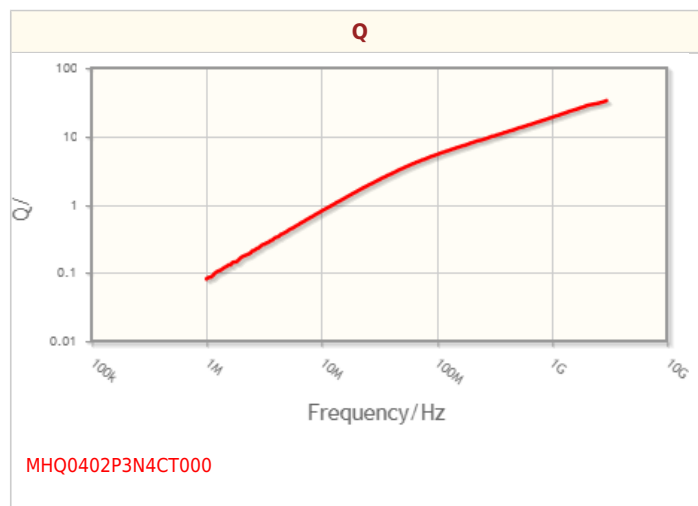
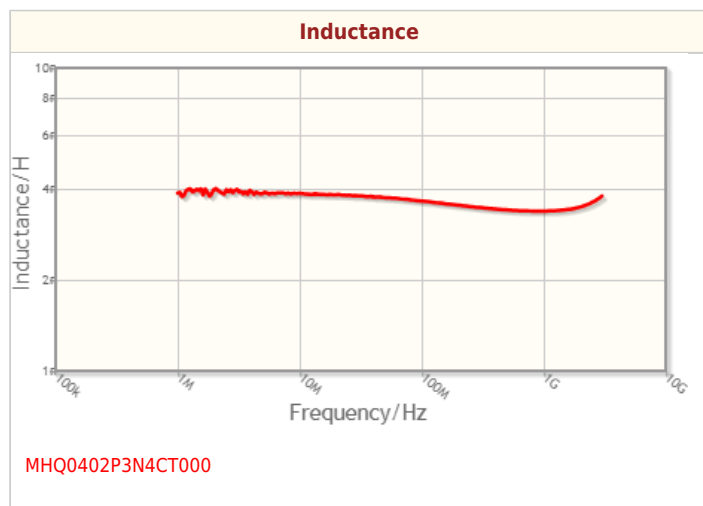
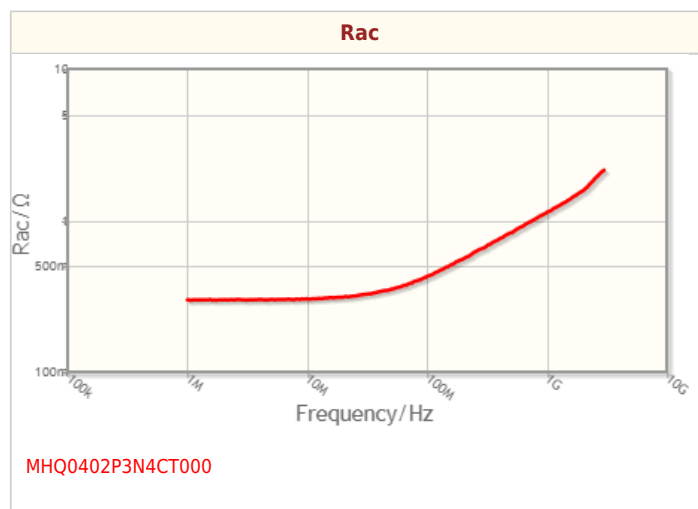
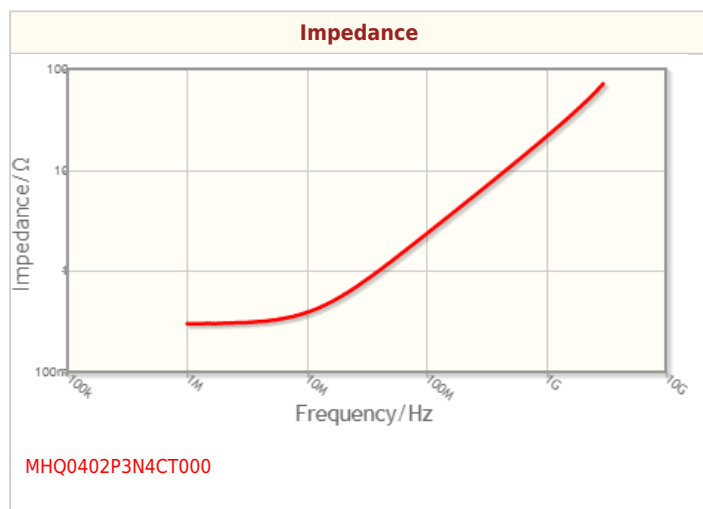
! This PDF document was created based on the data listed on the TDK Corporation website.

! All specifications are subject to change without notice.

MHQ0402P3N4CT000



Characteristic Graphs(This is reference data, and does not guarantee the products characteristics.)




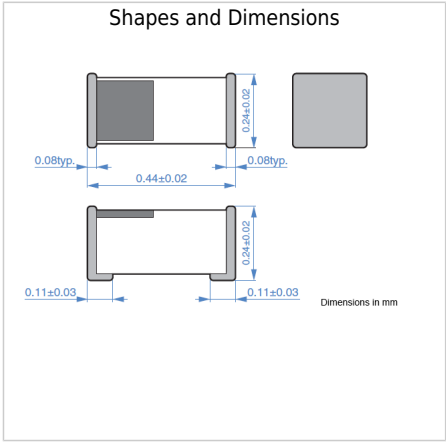
! Images are for reference only and show exemplary products.

! This PDF document was created based on the data listed on the TDK Corporation website.

! All specifications are subject to change without notice.



Associated Images



! Images are for reference only and show exemplary products.
! This PDF document was created based on the data listed on the TDK Corporation website.
! All specifications are subject to change without notice.