

# SACCBP-FS-4CON-M16/1,0-PUR SCO - Device connector rear mounting



1419302

<https://www.phoenixcontact.com/us/products/1419302>

Please be informed that the data shown in this PDF document is generated from our online catalog. Please find the complete data in the user documentation. Our general terms of use for downloads are valid.



Device connector rear mounting, Universal, 4-position, PUR, black-gray RAL 7021, Socket, straight, M12-SPEEDCON, coding: A, on free cable end, Rear mounting, M16 x 1.5, Cable connection, cable length: 1 m, PUR halogen-free black, Alternative product in accordance with RoHS II without Exemption 6c (Pb < 0.1 %) item no.: 1239245

## Your advantages

- Preassembled with cables in various standard lengths for immediate use
- Customer-specific assemblies and cable lengths can be supplied
- Sealed on the cable side for optimum tightness of seal
- Cable designs for all common networks and fieldbuses
- For high transmission safety: shield connection to the housing with optional EMC nut

## Commercial data

Item number	1419302
Packing unit	1 pc
Minimum order quantity	1 pc
Sales key	AB25
Product key	ABQDGG
Catalog page	Page 51 (C-2-2019)
GTIN	4046356533256
Weight per piece (including packing)	70.4 g
Weight per piece (excluding packing)	71.6 g
Customs tariff number	85444290
Country of origin	DE

# SACCBP-FS-4CON-M16/1,0-PUR SCO - Device connector rear mounting



1419302

<https://www.phoenixcontact.com/us/products/1419302>

## Technical data

### Notes

Notes on operation	The electrical and mechanical data specified assume that the connector pair is correctly locked and mounted. If the connector is unlocked and if there is a danger of contamination, the connector must be sealed using a protective cap > IP54. Influences arising from litz wires, cables or PCB assembly must also be taken into consideration.
Order information:	Lock nut is included in the scope of delivery

### Safety note

Safety note	<p>WARNING: The connectors may not be plugged in or disconnected under load. Ignoring the warning or improper use may damage persons and/or property.</p> <ul style="list-style-type: none"><li>• WARNING: Commission properly functioning products only. The products must be regularly inspected for damage. Decommission defective products immediately. Replace damaged products. Repairs are not possible.</li><li>• WARNING: Only electrically qualified personnel may install and operate the product. They must observe the following safety notes. The qualified personnel must be familiar with the basics of electrical engineering. They must be able to recognize and prevent danger. The relevant symbol on the packaging indicates that only personnel familiar with electrical engineering are allowed to install and operate the product.</li><li>• The products are suitable for applications in plant, controller, and electrical device engineering.</li><li>• When operating the connectors in outdoor applications, they must be separately protected against environmental influences.</li><li>• Assembled products may not be manipulated or improperly opened.</li><li>• Only use mating connectors that are specified in the technical data of the standards listed (e.g. the ones listed in the product accessories online at <a href="https://www.phoenixcontact.com/products">phoenixcontact.com/products</a>).</li><li>• When using the product in direct connection with third-party manufacturers, the user is responsible.</li><li>• For operating voltages &gt; 50 V AC, conductive connector housings must be grounded</li><li>• Ensure that when laying the cable, the tensile load on the connectors does not exceed the upper limit specified in the standards.</li><li>• Observe the corresponding technical data. You will find information:<ul style="list-style-type: none"><li>o On the product</li><li>o On the packing label</li><li>o In the supplied documentation</li><li>o Online at <a href="https://www.phoenixcontact.com/products">phoenixcontact.com/products</a> under the product</li></ul></li><li>• Only use tools recommended by Phoenix Contact</li><li>• Use a protective cap to protect connectors that are not in use. The suitable accessories are available online in the accessory</li></ul>
-------------	--

# SACCBP-FS-4CON-M16/1,0-PUR SCO - Device connector rear mounting



1419302

<https://www.phoenixcontact.com/us/products/1419302>

section of the product at [phoenixcontact.com/products](https://www.phoenixcontact.com/products)

- Ensure that the protective or functional ground has been properly connected.

- VDE 0100/1.97 § 411.1.3.2 and DIN EN 60 204/11.98 § 14.1.3 are applicable when combining several circuits in a cable and/or connector

- The connector warms up in normal operation. Depending on the ambient conditions, the surface of the connector can continue to warm up. In this case, the user is responsible for posting warnings (e.g. DIN EN ISO 13732-1:2008-12).

## Mounting

Mounting type	Rear mounting M16 x 1.5 With flat nut
Assembly note	With flat nut

## Product properties

Product type	Circular connectors (device side)
Sensor type	Universal
Number of positions	4
No. of cable outlets	1
Shielded	yes
Coding	A
Thread type	M12

## Data management status

Article revision	13
------------------	----

## Insulation characteristics

Overvoltage category	II
Degree of pollution	3

## Material specifications

Flammability rating according to UL 94	V0
Seal material	NBR
Contact material	CuZn
Contact surface material	Au
Contact carrier material	PA 6.6
Material for screw connection	Zinc die-cast
Outer sheath, material	PUR

## Electrical properties

Rated surge voltage	2.5 kV
Contact resistance	≤ 3 mΩ
Insulation resistance	≥ 100 MΩ
Nominal voltage $U_N$	250 V

# SACCBP-FS-4CON-M16/1,0-PUR SCO - Device connector rear mounting

1419302

<https://www.phoenixcontact.com/us/products/1419302>

Nominal current $I_N$	4 A (Plug/socket in accordance with IEC 61076-2-101, cable technical data is to be observed)
Transmission medium	Copper

## Connection data

### Conductor connection

Connection method	Cable connection
Contact connection type	Socket
Tightening torque	3 Nm ... 4 Nm (Installation-side)

## Mechanical properties

### Mechanical data

Insertion/withdrawal cycles	> 100
Max. bending cycles	2000000

## Connector

### Connection 1

Head design	Socket
Head cable outlet	straight
Head thread type	M12
Head locking type	SPEEDCON
Coding	A


### Connection 2

Head design	free cable end
-------------	----------------

## Cable/line

Cable length	1 m
--------------	-----

### PUR halogen-free black [PUR]

Dimensional drawing	
Cable weight	36 kg/km
UL AWM Style	20549 / 10493 (80°C/300 V)
Number of positions	4
Shielded	yes
Cable type	PUR halogen-free black [PUR]

# SACCBP-FS-4CON-M16/1,0-PUR SCO - Device connector rear mounting



1419302

<https://www.phoenixcontact.com/us/products/1419302>

Conductor structure signal line	42x 0.10 mm
AWG signal line	22
Conductor cross section	4x 0.34 mm <sup>2</sup> (Signal line)
Wire diameter incl. insulation	1.27 mm ±0.02 mm (Signal line)
External cable diameter	4.95 mm ±0.2 mm
Outer sheath, material	PUR
External sheath, color	black-gray RAL 7021
Conductor material	Bare Cu litz wires
Material wire insulation	PP
Single wire, color	brown, white, blue, black
Thickness, insulation	≥ 0.21 mm
Thickness, outer sheath	approx. 0.50 mm
Overall twist	4 wires, twisted
Optical shield covering	80 %
Max. conductor resistance	max. 58 Ω/km (at 20 °C)
Insulation resistance	≥ 100 GΩ*km (at 20 °C)
Wave impedance	≥ 62 Ω (f = 10 MHz)
Cable capacity	≤ 80 pF/m (Conductor-Conductor)
	≤ 135 pF/m (Wire/shield)
Nominal voltage, cable	≤ 300 V
Test voltage	≥ 3000 V
Minimum bending radius, fixed installation	5 x D
Minimum bending radius, flexible installation	10 x D
Smallest bending radius, fixed installation	25 mm
Smallest bending radius, movable installation	50 mm
Dynamic load capacity (bending)	Max. bending cycles: 10000000, Bending radius: 10 x D, Traversing path: 10 m, Traversing rate: 3 m/s, Acceleration: 10 m/s <sup>2</sup>
Halogen-free	in accordance with DIN VDE 0472 part 815
	in accordance with DIN EN 50267-2-1
Flame resistance	in accordance with UL 758/1581 FT2
	DIN EN 60332-2-2 (20 s)
Resistance to oil	in accordance with DIN EN 60811-2-1
Other resistance	Highly resistant to acids, alkaline solutions and solvents
	hydrolysis and microbe resistant
	Resistant to salt water
	partly UV-resistant (in accordance with DIN EN ISO 4892-2-A)
	abrasion-resistant
Special properties	Flexible cable conduit capable
	Silicone-free
	Free of substances which would hinder coating with paint or varnish
	Low adhesion surface

# SACCBP-FS-4CON-M16/1,0-PUR SCO - Device connector rear mounting



1419302  
<https://www.phoenixcontact.com/us/products/1419302>

Ambient temperature (operation)	-40 °C ... 80 °C (cable, fixed installation)
	-25 °C ... 80 °C (Cable, flexible installation)

## Environmental and real-life conditions

Ambient conditions	
Degree of protection	IP67 (When plugged in)
	IP65 (When plugged in)
	IP65/IP67
Ambient temperature (operation)	-25 °C ... 85 °C (Plug / socket)
	-40 °C ... 85 °C (without mechanical actuation)

## Standards and regulations

M12	
Standard designation	M12 connector
Standards/specifications	IEC 61076-2-101

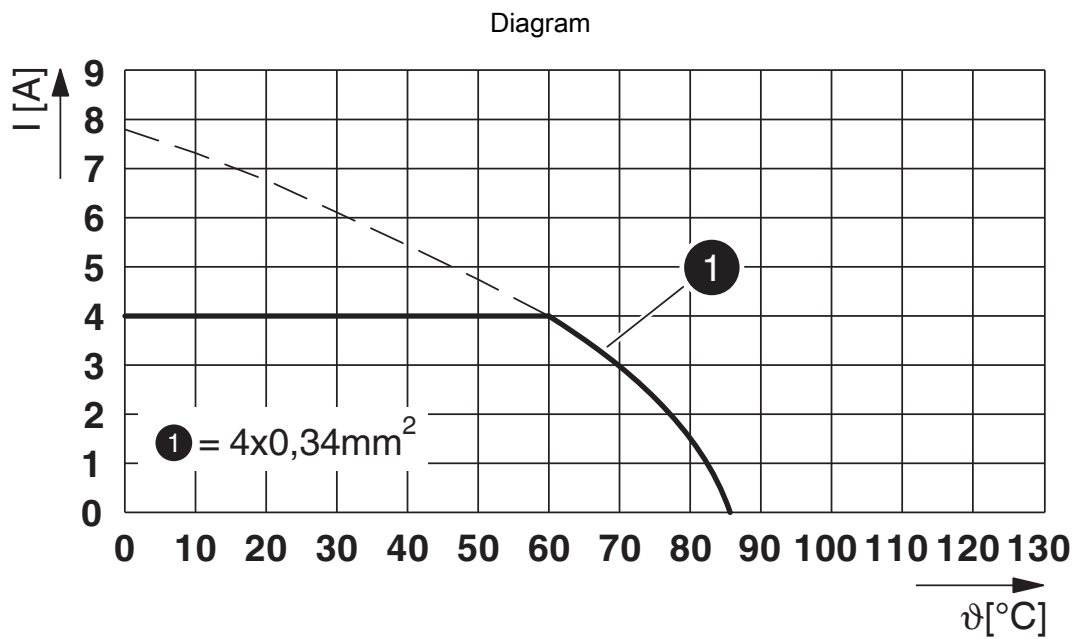
# SACCBP-FS-4CON-M16/1,0-PUR SCO - Device connector rear mounting



1419302

<https://www.phoenixcontact.com/us/products/1419302>

## Drawings



$I$  = current strength,  $T$  = ambient temperature

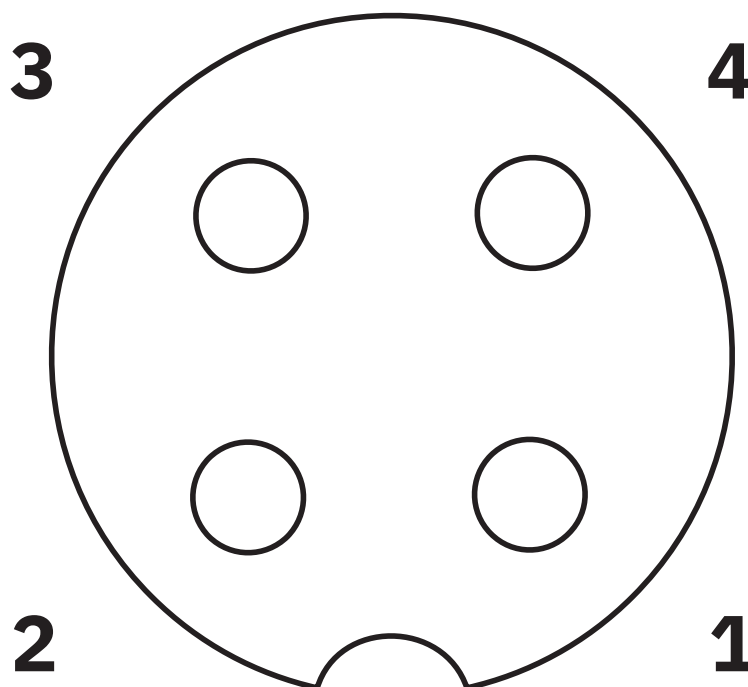
# SACCBP-FS-4CON-M16/1,0-PUR SCO - Device connector rear mounting



1419302


<https://www.phoenixcontact.com/us/products/1419302>

Schematic diagram



Pin assignment M12 socket, 4-pos., A-coded, view female side

Circuit diagram





# SACCBP-FS-4CON-M16/1,0-PUR SCO - Device connector rear mounting



1419302  
<https://www.phoenixcontact.com/us/products/1419302>

## Approvals

To download certificates, visit the product detail page: <https://www.phoenixcontact.com/us/products/1419302>

	<b>cUL Recognized</b> Approval ID: E221474-20220907			
	Nominal voltage U <sub>N</sub>	Nominal current I <sub>N</sub>	Cross section AWG	Cross section mm <sup>2</sup>
	250 V	1.5 A	-	-

	<b>UL Recognized</b> Approval ID: E221474-20220907			
	Nominal voltage U <sub>N</sub>	Nominal current I <sub>N</sub>	Cross section AWG	Cross section mm <sup>2</sup>
	250 V	4 A	-	-

<b>cULus Recognized</b>				
-------------------------	--	--	--	--

# SACCBP-FS-4CON-M16/1,0-PUR SCO - Device connector rear mounting



1419302  
<https://www.phoenixcontact.com/us/products/1419302>

## Classifications

### ECLASS

ECLASS-11.0	27440103
ECLASS-12.0	27440103
ECLASS-13.0	27440103

### ETIM

ETIM 9.0	EC003570
----------	----------

### UNSPSC

UNSPSC 21.0	39121400
-------------	----------

# SACCBP-FS-4CON-M16/1,0-PUR SCO - Device connector rear mounting



1419302  
<https://www.phoenixcontact.com/us/products/1419302>

## Environmental product compliance

EU RoHS	
Fulfills EU RoHS substance requirements	Yes
Exemption	6(c)
China RoHS	
Environment friendly use period (EFUP)	EFUP-50
	An article-related China RoHS declaration table can be found in the download area for the respective article under "Manufacturer declaration". For all articles with EFUP-E, no China RoHS declaration table issued and required.
EU REACH SVHC	
REACH candidate substance (CAS No.)	Lead(CAS: 7439-92-1)
SCIP	6b3b0f64-2595-4e9f-a080-1a097ba6fb87

Phoenix Contact 2024 © - all rights reserved  
<https://www.phoenixcontact.com>

Phoenix Contact USA  
586 Fulling Mill Road  
Middletown, PA 17057, United States  
(+717) 944-1300  
[info@phoenixcon.com](mailto:info@phoenixcon.com)