



VAL-U-LOK

TE Internal #: 1-2029265-4
Connector Assembly, Plug, Mating Alignment, Keyed Mating
Alignment Type, Mating Retention, Wire-to-Board, Tin, Normal,
Standard Rectangular Connectors
[View on TE.com >](#)

Connectors > Rectangular Connectors > Standard Rectangular Connectors



Connector Product Type: **Connector Assembly**
Connector & Housing Type: **Plug**
Mating Alignment: **With**
Mating Alignment Type: **Keyed**
Mating Retention: **With**

Features

Product Type Features

Connector Product Type	Connector Assembly
Connector & Housing Type	Plug
Connector System	Wire-to-Board
Insertion Force Type	Normal
Sealable	No
Connector & Contact Terminates To	Printed Circuit Board

Configuration Features

Contacts Preloaded	Yes
PCB Mount Orientation	Vertical
Number of Positions	14
Number of Rows	2

Electrical Characteristics

Operating Voltage	600 VAC
-------------------	---------

Contact Features



Contact Layout	Inline
Contact Type	Pin
PCB Contact Termination Area Plating Material	Tin
Contact Mating Area Plating Material	Tin
Contact Retention Within Housing	With
Contact Current Rating (Max)	9 A

Termination Features

Termination Post & Tail Length	3.5 mm[.138 in]
Termination Method to PCB	Through Hole - Solder

Mechanical Attachment

PCB Mount Alignment	With
PCB Mount Retention	With
PCB Mount Retention Type	Boardlock
Mating Alignment	With
Mating Alignment Type	Keyed
Mating Retention	With
Mating Retention Type	Latch
Connector Mounting Type	Board Mount

Housing Features

Housing Color	Natural
Centerline (Pitch)	4.2 mm[.165 in]

Dimensions

Connector Height	12.8 mm[.504 in]
PCB Thickness (Recommended)	1.78 mm[.7 in]
Product Width	9.75 mm[.384 in]
Product Length	30.6 mm[1.204 in]
Row-to-Row Spacing	4.2 mm[.165 in]
Compatible Insulation Diameter Range	1.2 – 3.1 mm[.047 – .122 in]
Wire Size	.12 – 1.4 mm²

Usage Conditions

Operating Temperature Range	-40 – 105 °C[-40 – 221 °F]
-----------------------------	----------------------------

Operation/Application



Shielded	No
Circuit Application	Power

Identification Marking

Circuit Identification Feature	With
--------------------------------	------

Industry Standards

CSA Rating	208567
UL Rating	Recognized
Glow Wire Rating	Glow Wire
Compatible With Agency/Standards Products	CSA, UL
Compatible With Approved Standards Products	UL E28476
UL Flammability Rating	UL 94V-0

Packaging Features

Packaging Method	Box & Tray, Tray
------------------	------------------

Product Compliance

For compliance documentation, visit the product page on TE.com>

EU RoHS Directive 2011/65/EU	Compliant
EU ELV Directive 2000/53/EC	Compliant
China RoHS 2 Directive MIIT Order No 32, 2016	No Restricted Materials Above Threshold
EU REACH Regulation (EC) No. 1907/2006	Current ECHA Candidate List: JUNE 2024 (241) Candidate List Declared Against: JUL 2021 (219) Does not contain REACH SVHC
Halogen Content	Low Halogen - Br, Cl, F, I < 900 ppm per homogenous material. Also BFR/CFR/PVC Free
Solder Process Capability	Wave solder capable to 265°C

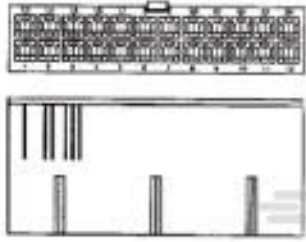
Product Compliance Disclaimer

This information is provided based on reasonable inquiry of our suppliers and represents our current actual knowledge based on the information they provided. This information is subject to change. The part numbers that TE has identified as EU RoHS compliant have a maximum concentration of 0.1% by weight in homogenous materials for lead, hexavalent chromium, mercury, PBB, PBDE, DBP, BBP, DEHP, DIBP, and 0.01% for cadmium, or qualify for an exemption to these limits as defined in the Annexes of Directive 2011/65/EU (RoHS2). Finished electrical and electronic equipment products will be CE marked as required by Directive 2011/65/EU. Components may not be CE marked. Additionally, the part numbers that TE has identified as EU ELV compliant have a maximum concentration of 0.1% by weight in homogenous materials for lead, hexavalent chromium, and mercury, and 0.01% for cadmium, or qualify for an exemption to these limits as defined in the Annexes of Directive 2000/53/EC (ELV). Regarding the REACH Regulation, the information TE provides on SVHC in articles for this part number is based on the latest European Chemicals Agency (ECHA) 'Guidance on




requirements for substances in articles’ posted at this URL: <https://echa.europa.eu/guidance-documents/guidance-on-reach>


Compatible Parts




TE Part # 1-1586862-4
14P FH PLUG VAL-U-LOK FH GW




TE Part # 1-1586861-4
14P PM PLUG VAL-U-LOK PM GW




TE Part # 1-2296206-4
14P FH PLUG VAL-U-LOK FH GWT/V0




TE Part # 1-2296207-4
14P PM PLUG VAL-U-LOK PM GWT/V0




TE Part # 1-2825274-4
14P VAL-U-LOK HCS VRTHDR W/PGS GW



TE Part # 1-2825274-6
16P VAL-U-LOK HCS VRTHDR W/PGS GW

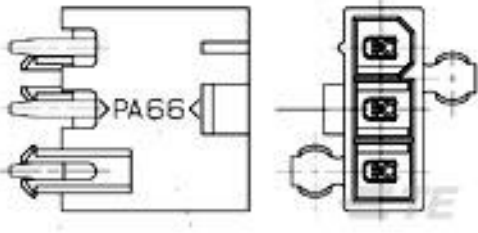


TE Part # 1-2825274-8
18P VAL-U-LOK HCS VRTHDR W/PGS GW

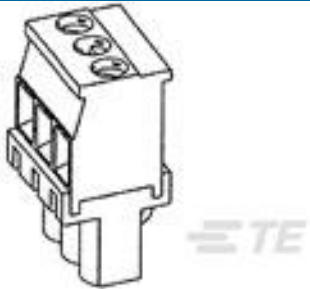


TE Part # 2-2825274-2
22P VAL-U-LOK HCS VRTHDR W/PGS GW


Customers Also Bought



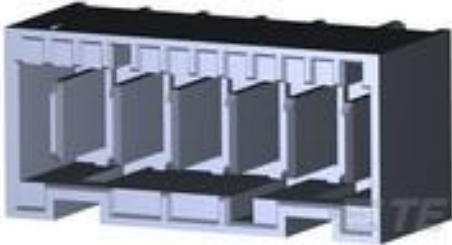
TE Part #2029181-3
3P VAL-U-LOK VRTHDR W/PGS GW




TE Part #1-284041-0
TERMINAL BLOCK VERTICAL PLUG S



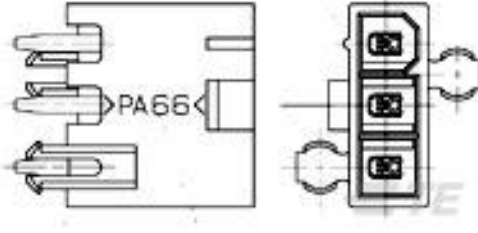
TE Part #6-1415899-4
RZHH-1A4-D005



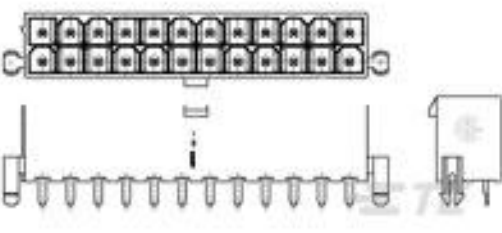
TE Part #1-1971845-6
6P, RAST 5 Tab Header, THV



TE Part #1-2331928-5
SCL 1.0 HDR DRVT USP 030 SMT G1 TBK



TE Part #2029181-4
4P VAL-U-LOK VRTHDR W/PGS GW



TE Part #2029265-2
2P VAL-U-LOK VRTHDR W/PGS GW

Documents

Product Drawings
14P VAL-U-LOK VRTHDR W/PGS GW
English



CAD Files

3D PDF

3D

Customer View Model

ENG_CVM_CVM_1-2029265-4_D_c-1-2029265-4-d.2d_dxf.zip

English

Customer View Model

ENG_CVM_CVM_1-2029265-4_D_c-1-2029265-4-d.3d_igs.zip

English

Customer View Model

ENG_CVM_CVM_1-2029265-4_D_c-1-2029265-4-d.3d_stp.zip

English

By downloading the CAD file I accept and agree to the [Terms and Conditions](#) of use.

Datasheets & Catalog Pages

VAL-U-LOK_GLOW_WIRE_CONNECTORS

English

Product Specifications

Application Specification

English

Instruction Sheets

Instruction Sheet (U.S.)

English

Agency Approvals

UL Report

English