




Connectors > Modular Jacks & Plugs > RJ45 Connectors



Modular Jack & Plug Interface Type: **RJ45**

Port Configuration: **Single Port**

Port Matrix Configuration: **1 x 1**

Modular Jacks & Plugs Products: **RJ Type Jacks & Plugs**

Connector Contact Density: **Standard**

Features

Product Type Features

Connector Product Type	Connector Assembly
Modular Jack & Plug Interface Type	RJ45
Modular Jacks & Plugs Products	RJ Type Jacks & Plugs
Modular Connector Style	Jack
Grounding Options	None
Connector & Contact Terminates To	Printed Circuit Board

Configuration Features

Port Configuration	Single Port
Port Matrix Configuration	1 x 1
Connector Contact Density	Standard
Number of Positions	8
Number of Loaded Positions	8
PCB Mount Orientation	Vertical

Body Features

Modular Jack Latch Orientation	Standard - Latch Down
Connector Profile	Standard

Contact Features

Contact Underplating Material	Nickel
PCB Contact Termination Area Plating Material	Tin



Contact Current Rating (Max)	1.5 A
Contact Mating Area Plating Material	Nickel
Contact Base Material	Phosphor Bronze
Contact Mating Area Plating Material Thickness	1.27 µm[50 µin]

Termination Features

Termination Method to PCB	Surface Mount
Termination Post & Tail Length	1.5 mm[.059 in]

Mechanical Attachment

Panel Mount Feature	Without
Connector Mounting Type	Board Mount

Housing Features

Mating Entry Location	Top
Centerline (Pitch)	1.02 mm[.04 in]
Housing Color	Black
Housing Material	LCP (Liquid Crystal Polymer)

Dimensions

Connector Height	12.7 mm[.5 in]
------------------	----------------

Usage Conditions

Operating Temperature Range	-45 – 70 °C[-40 – 158 °F]
-----------------------------	---------------------------

Operation/Application

Indicator Type	Not Illuminated
Shielded	No
Circuit Application	Signal

Industry Standards


UL Flammability Rating	UL 94V-0
Performance Category	Cat 3

Packaging Features

Packaging Method	Tape Mounted on Reel
------------------	----------------------

Product Compliance

For compliance documentation, visit the product page on [TE.com](#)>



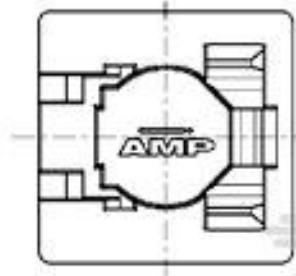


EU RoHS Directive 2011/65/EU	Compliant
EU ELV Directive 2000/53/EC	Compliant
China RoHS 2 Directive MIIT Order No 32, 2016	No Restricted Materials Above Threshold
EU REACH Regulation (EC) No. 1907/2006	Current ECHA Candidate List: JUNE 2024 (241) Candidate List Declared Against: JAN 2021 (211) Does not contain REACH SVHC
Halogen Content	Not Low Halogen - contains Br or Cl > 900 ppm.
Solder Process Capability	Reflow solder capable to 260°C

Product Compliance Disclaimer

This information is provided based on reasonable inquiry of our suppliers and represents our current actual knowledge based on the information they provided. This information is subject to change. The part numbers that TE has identified as EU RoHS compliant have a maximum concentration of 0.1% by weight in homogenous materials for lead, hexavalent chromium, mercury, PBB, PBDE, DBP, BBP, DEHP, DIBP, and 0.01% for cadmium, or qualify for an exemption to these limits as defined in the Annexes of Directive 2011/65/EU (RoHS2). Finished electrical and electronic equipment products will be CE marked as required by Directive 2011/65/EU. Components may not be CE marked. Additionally, the part numbers that TE has identified as EU ELV compliant have a maximum concentration of 0.1% by weight in homogenous materials for lead, hexavalent chromium, and mercury, and 0.01% for cadmium, or qualify for an exemption to these limits as defined in the Annexes of Directive 2000/53/EC (ELV). Regarding the REACH Regulation, the information TE provides on SVHC in articles for this part number is based on the latest European Chemicals Agency (ECHA) ‘Guidance on requirements for substances in articles’ posted at this URL: <https://echa.europa.eu/guidance-documents/guidance-on-reach>

Compatible Parts



TE Part # 188729-1  
8P.COVER/SOLD.STOP

Customers Also Bought



TE Part #1-1622820-8  
3520 1R0 5%



TE Part #8-188275-0  
MICRO-MATCH SMD FTE



TE Part #1-1393239-9  
RT114730



TE Part #3-520125-2  
ULTRAFAST 187 ASSY REC 16-14  
TPBR LP





TE Part #1-1393243-0  
[RTE24024](#)



TE Part #1-1393239-3  
[RT114024](#)



TE Part #8-2176088-1  
[RP 1J 0.166W 6K19 0.1% 25PPM 1K RL](#)



TE Part #2-1734858-3  
[RJ11,8P8C,TOP ENTRY,SMT,30u"](#)



TE Part #2204165-3  
[MBXLE R/A HEADER 4P CONN](#)

TE Part #6450562-8  
[MBXL R/A RCPT 4P + 12S](#)

Documents

Product Drawings

[8/8 INV.MOD.JACK](#)

English

CAD Files

[3D PDF](#)

3D

Customer View Model

[ENG\\_CVM\\_CVM\\_4-338088-3\\_Y.2d\\_dxf.zip](#)

English

Customer View Model

[ENG\\_CVM\\_CVM\\_4-338088-3\\_Y.3d\\_igs.zip](#)

English

Customer View Model

[ENG\\_CVM\\_CVM\\_4-338088-3\\_Y.3d\\_stp.zip](#)

English

By downloading the CAD file I accept and agree to the [Terms and Conditions](#) of use.

Product Specifications

[AMP surface mount modular jack](#)

English

[Application Specification](#)

English

Agency Approvals

[UL Report](#)

English

4-338088-3

RJ45 Connector, Single Port, 1 x 1, Standard Connector Contact Density, Jack, Cat 3,  
Standard - Latch Down, 8 Position, Standard Profile

