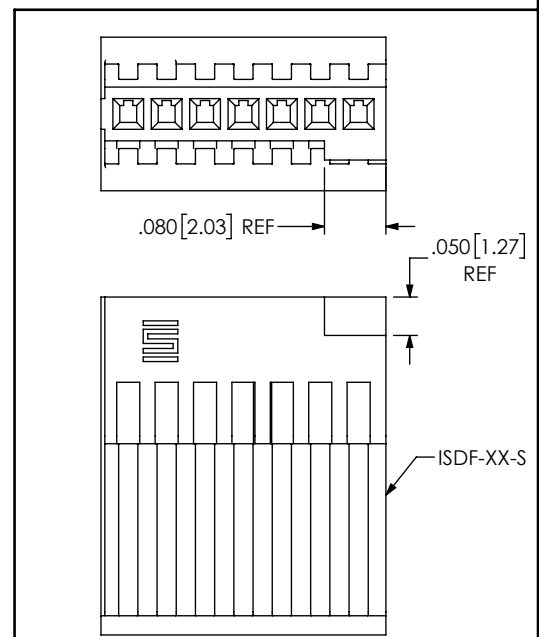
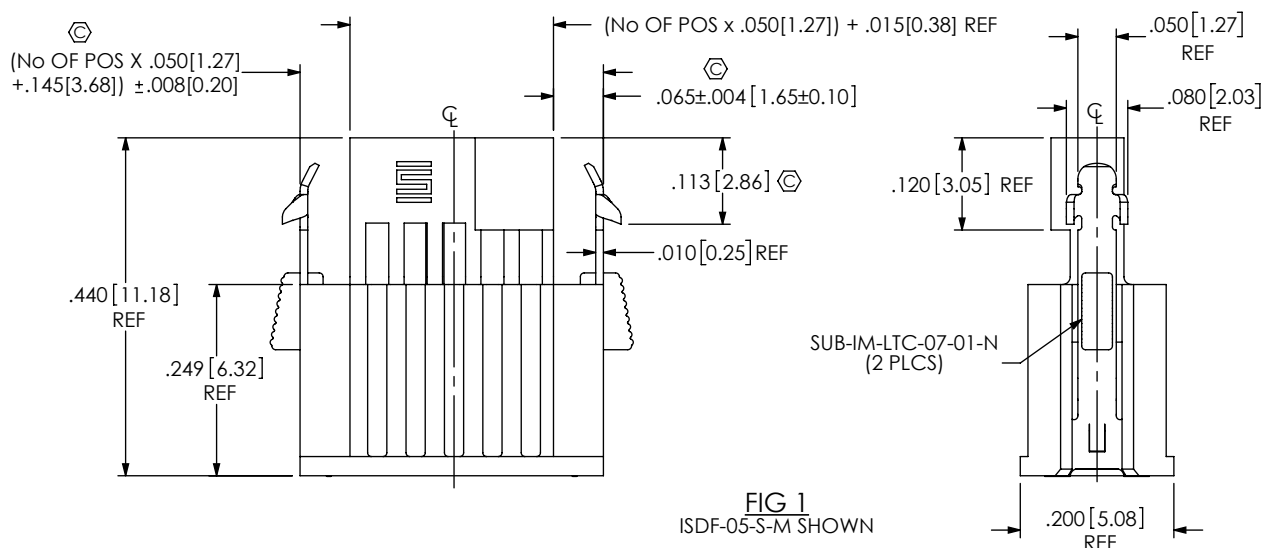
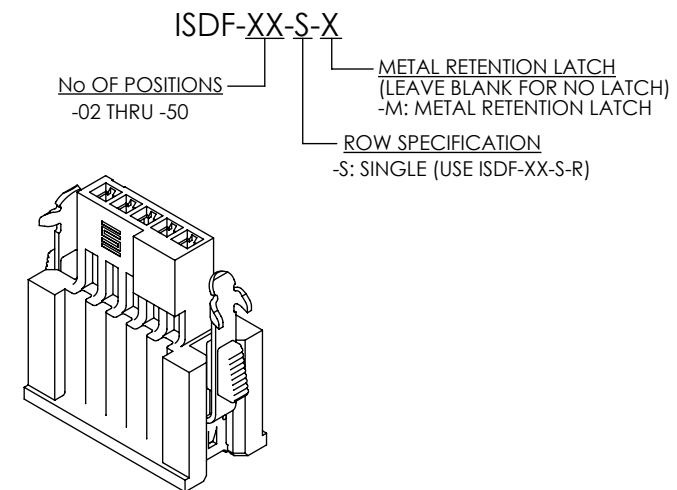
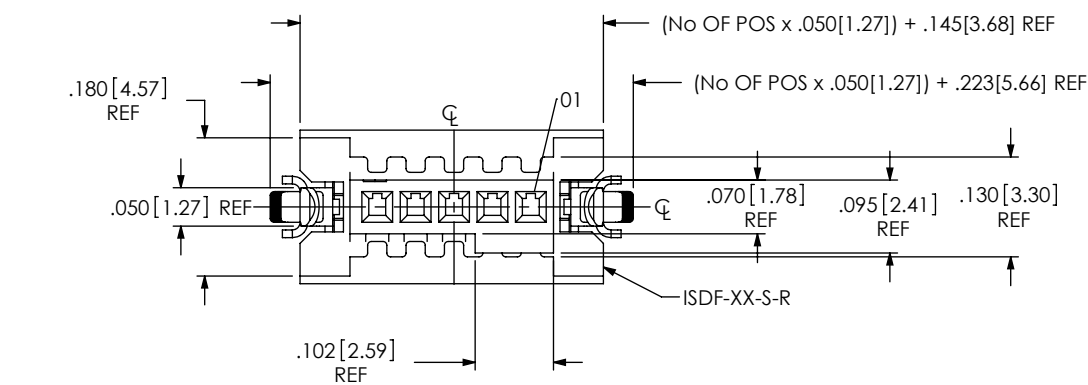
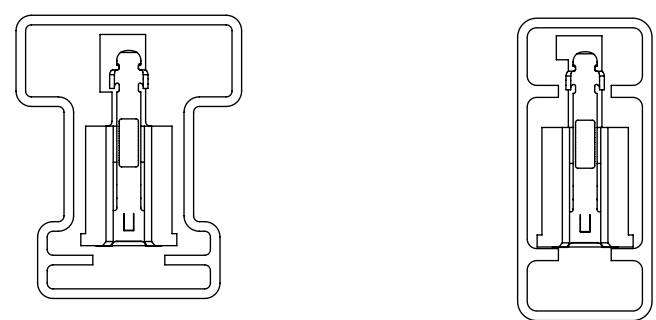


DO NOT
SCALE FROM
THIS PRINT



PACKAGING VIEW



TUBE: PT-1-24-02-44
PLUG: TP-03

POSITIONS -02 THRU -04
TUBE: PT-1-24-05-29
PLUG: TP-03

NOTES:

1. Ⓢ REPRESENTS A CRITICAL DIMENSION.
2. LATCH RETENTION FORCE: .5 LB [2.22N].
3. PARTS TO BE PACKAGED IN TUBES.

UNLESS OTHERWISE SPECIFIED, DIMENSIONS ARE IN INCHES.
TOLERANCES ARE:
DECIMALS ANGLES
.XX: ±.01 [.3] 2°
.XXX: ±.005 [.13]
.XXXX: ±.0020 [.051]

PROPRIETARY NOTE
THIS DOCUMENT CONTAINS CONFIDENTIAL AND PROPRIETARY INFORMATION AND ALL DESIGN, MANUFACTURING, REPRODUCTION, USE, PATENT RIGHTS AND SALES RIGHTS ARE EXPRESSLY RESERVED BY SAMTEC, INC. THIS DOCUMENT SHALL NOT BE DISCLOSED, IN WHOLE OR PART, TO ANY UNAUTHORIZED PERSON OR ENTITY NOR REPRODUCED, TRANSFERRED OR INCORPORATED IN ANY OTHER PROJECT IN ANY MANNER WITHOUT THE EXPRESS WRITTEN CONSENT OF SAMTEC, INC.

MATERIAL: DO NOT SCALE DRAWING SHEET SCALE: 4:1
INSULATOR: LCP, UL 94V-0, COLOR: BLACK
LATCH: NICKEL-PLATED PHOS BRONZE
BUTTON: NYLON, COLOR: WHITE

samtec
520 PARK EAST BLVD, NEW ALBANY, IN 47150
PHONE: 812-944-6733 FAX: 812-948-5047
e-Mail: info@SAMTEC.com code 55322

DESCRIPTION:
.050 [1.27] DISCRETE WIRE INSULATOR & LATCH ASM
DWG. NO. ISDF-XX-S-X

BY: GAYNOR 6/18/2008 SHEET 1 OF 1

Mouser Electronics

Authorized Distributor

Click to View Pricing, Inventory, Delivery & Lifecycle Information:

Samtec:

[ISDF-09-S-R](#) [ISDF-09-S](#) [ISDF-45-S-R](#) [ISDF-11-S-R](#) [ISDF-08-S-R](#) [ISDF-13-S-R](#) [ISDF-02-S-R](#) [ISDF-02-S](#) [ISDF-45-S](#) [ISDF-26-S-R](#) [ISDF-17-S](#) [ISDF-12-S-R](#) [ISDF-16-S-R](#) [ISDF-13-S](#) [ISDF-24-S-R](#) [ISDF-11-S](#) [ISDF-30-S-R](#) [ISDF-29-S-R](#) [ISDF-08-S](#) [ISDF-21-S-R](#) [ISDF-14-S-R](#) [ISDF-06-S-R](#) [ISDF-28-S-R](#) [ISDF-06-S](#) [ISDF-35-S-R](#) [ISDF-19-S-R](#) [ISDF-12-S](#) [ISDF-18-S](#) [ISDF-30-S](#) [ISDF-27-S-R](#) [ISDF-18-S-R](#) [ISDF-17-S-R](#) [ISDF-22-S](#) [ISDF-23-S-R](#) [ISDF-22-S-R](#) [ISDF-35-S](#) [ISDF-14-S](#)