

REVISION		
0	JW	L Lee
3/21/2017 ECN-297253		
ISSUE FOR REVIEW.		
1	JW	L Lee
4/24/2017 ECN-PENDING		
ADD CALL OUT VIEW: EXPLODED		
VIEW: CHG DIA 6.00 TO DIA 5.80, CHG		
8.00 TO "A", TOP VIEW: CHG 8.50 TO "		
B", BOM CHG ASP-198473-01-B TO		
ASP-198473-XX-B (SEE TABLE 1),		
CHG ASP-198475-01-C TO ASP-		
198475-XX-C (SEE TABLE 1); ADD		
TABLE 1; NOTE 1: CHG "M2.5 ..." TO "		
CUSTOM ...", TITLE BLOCK,		
DESCRIPTION: CHG MODIFIED TO		
M2.5.		

NOT RELEASED  
FOR PRODUCTION

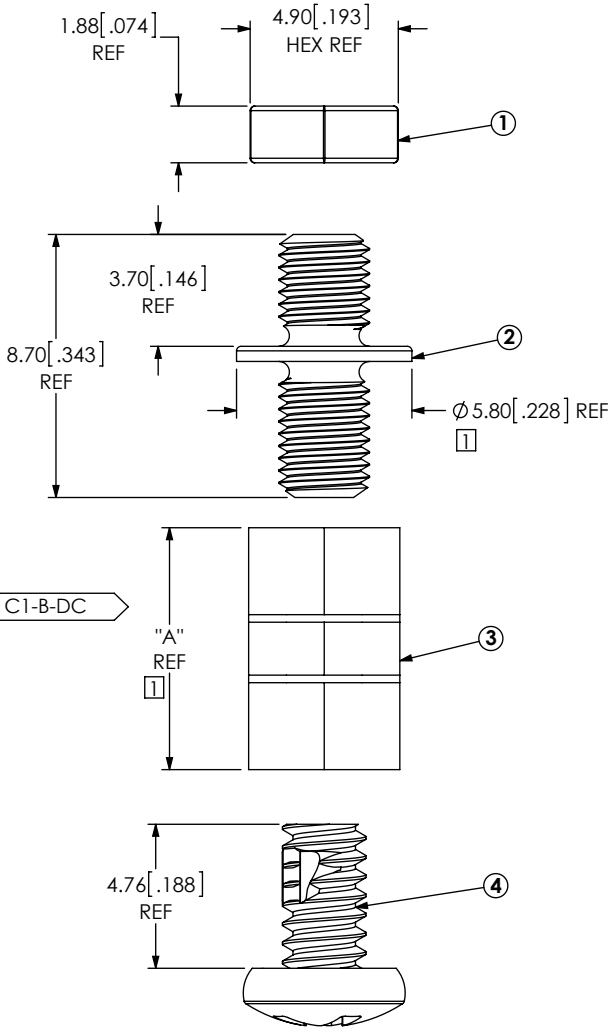
USE FOR QUOTING, PRELIMINARY  
DESIGN, PROTOTYPING AND  
INFORMATIONAL PURPOSES ONLY

BY SIGNING THIS DOCUMENT  
YOU ARE ACCEPTING THE  
CONDITIONS SET WITHIN.  
YOUR REQUIREMENTS MUST BE  
LISTED WITHIN THIS DRAWING.  
WHERE NO DIRECTION FROM THE  
CUSTOMER IS IDENTIFIED  
SAMTEC'S PROCESS  
REQUIREMENTS WILL BE USED.

DATE: \_\_\_\_\_  
COMPANY: \_\_\_\_\_  
CUSTOMER SIGNATURE: \_\_\_\_\_  
PRINTED NAME: \_\_\_\_\_  
PHONE NO: \_\_\_\_\_  
EXCEPTIONS: \_\_\_\_\_

NOTES:

1. CUSTOM JSOM FOR VITA MEZZANINE APPLICATIONS.
2. [CX-X-XX] REPRESENTS A CRITICAL DIMENSION.
3. STANDOFFS TO BE USED WITH 1.50[.059]MIN THICK BOARDS.
4. STANDOFFS ARE DESIGNED 0.15MM LONGER THAN CONNECTOR STACK HEIGHTS TO ALLOW FOR PROCESSING VARIABLES.
5. TORQUE TO 2.5 – 3.5 IN\*lbs TO SECURE FASTENER IN A STATIC ENVIRONMENT ASSUMING RECOMMENDED BOARD TO BOARD DISTANCES ARE ACHIEVED WITHOUT DAMAGE TO THE PCB, HARDWARE OR OTHER COMPONENTS.
6. COMPONENTS TO BE BULK PACKAGED IN SEPARATE BAGS AND SHOULD NOT LIST INDIVIDUAL COMPONENT QUANTITY ON THE LABEL. ALL COMPONENT BAGS ARE TO BE PACKAGED IN A LARGER BAG WITH THE FINAL PART NUMBER QUANTITY OF ASSEMBLIES ON THE LABEL.



1

ITEM NO.	PART NUMBER	QUANTITY	MATERIAL
1	ASP-198474-01-C	1.0000	303 STAINLESS STEEL
2	ASP-198472-01-B	1.0000	303 STAINLESS STEEL
3	ASP-198473-XX-B (SEE TABLE 1)	1.0000	303 STAINLESS STEEL
4	ASP-198475-XX-C (SEE TABLE 1)	1.0000	303 STAINLESS STEEL

DESIGNED & DIMENSIONED  
IN MILLIMETERS[INCHES]

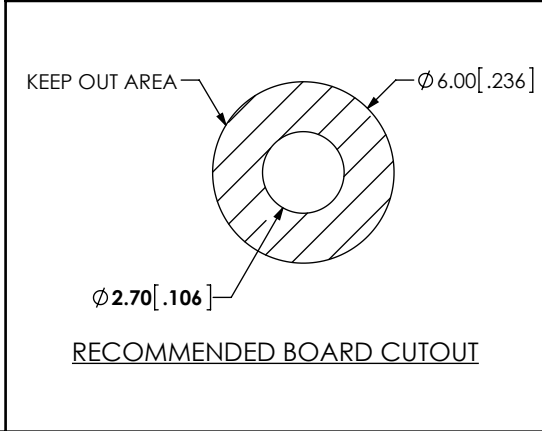
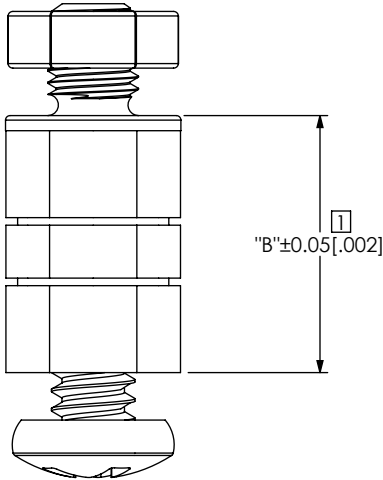
ASP-198471-XX

1

- BOARD STACK HEIGHT
- 01: 8.500 (WITH THREAD LOCKING SCREW)
  - 02: 10.000 (WITH THREAD LOCKING SCREW)
  - 03: 12.000 (WITH THREAD LOCKING SCREW)
  - 04: 8.500 (WITHOUT THREAD LOCKING SCREW)
  - 05: 10.000 (WITHOUT THREAD LOCKING SCREW)
  - 06: 12.000 (WITHOUT THREAD LOCKING SCREW)

1

TABLE 1				
LEAD STYLE	ASP-198473-XX-B	ASP-198475-XX-C	"A"	"B"
-01	ASP-198473-01-B	ASP-198475-01-C	8.00	8.50
-02	ASP-198473-02-B	ASP-198475-01-C	9.50	10.00
-03	ASP-198473-03-B	ASP-198475-01-C	11.50	12.00
-04	ASP-198473-01-B	ASP-198475-02-C	8.00	8.50
-05	ASP-198473-02-B	ASP-198475-02-C	9.50	10.00
-06	ASP-198473-03-B	ASP-198475-02-C	11.50	12.00



UNLESS OTHERWISE SPECIFIED,  
DIMENSIONS ARE IN MILLIMETERS.  
TOLERANCES ARE:  
DECIMALS ANGLES  
X.X: ±0.3 [.01] 2°  
X.XX: ±0.13 [.005]  
X.XXX: ±0.051 [.0020]

PROPRIETARY NOTE  
THIS DOCUMENT CONTAINS CONFIDENTIAL AND  
PROPRIETARY INFORMATION AND ALL DESIGN,  
MANUFACTURING, REPRODUCTION, USE, PATENT RIGHTS  
AND SALES RIGHTS ARE EXPRESSLY RESERVED BY SAMTEC,  
INC. THIS DOCUMENT SHALL NOT BE DISCLOSED, IN WHOLE  
OR PART, TO ANY UNAUTHORIZED PERSON OR ENTITY NOR  
REPRODUCED, TRANSFERRED OR INCORPORATED IN ANY  
OTHER PROJECT IN ANY MANNER WITHOUT THE EXPRESS  
WRITTEN CONSENT OF SAMTEC, INC.

DO NOT SCALE DRAWING

SHEET SCALE: 4:1

DESCRIPTION:

M2.5 MICRO JACK SCREW STAND-OFF

DWG. NO.

ASP-198471-XX

BY: JESSIE W

3/17/2017

SHEET 1 OF 1

F:\dwg\sw\asp\198000\ASP-198471-XX.slddrw

**samtec**

520 PARK EAST BLVD, NEW ALBANY, IN 47150  
PHONE: 812-944-6733 FAX: 812-948-5047  
e-Mail: info@SAMTEC.com code 55322

# Mouser Electronics

Authorized Distributor

Click to View Pricing, Inventory, Delivery & Lifecycle Information:

Samtec:

[ASP-198471-01](#) [ASP-198471-02](#) [ASP-198471-03](#)