



Terminals & Splices > Splices > AMPOWER Butt Splice



Splice Type: **Butt Splice**
Wire Size: **4/0 AWG**
Sealable: **No**
Splice Features: **Serrated**
Barrel Inside Diameter: **16.71 mm [.658 in]**

[All AMPOWER Butt Splice \(18\)](#)

Features

Product Type Features

Splice Accessory Type	Splice
Splice Type	Butt Splice
Sealable	No
Compatible With Discrete Wire Type	Stranded

Configuration Features

Splice Configuration	Single to Single
Compatible With Wire & Cable Type	Discrete Wire

Body Features

Splice Features	Serrated
Primary Product Color	Gray

Contact Features

	150 μin
Terminal Plating Material	Tin
Contact Base Material	Copper
Barrel Type	Closed

Termination Features



Termination Method to Wire & Cable	Crimp
------------------------------------	-------

Mechanical Attachment

Wire Insulation Support	Without
-------------------------	---------

Dimensions

	.802 in
Wire Size	190000 – 231000 CMA
Barrel Inside Diameter	16.71 mm [.658 in]
Product Length	41.91 mm [1.65 in]

Usage Conditions

Insulation Option	Uninsulated
-------------------	-------------

Operation/Application

Compatible With Wire Base Material	Copper
------------------------------------	--------

Industry Standards

Compatible With Agency/Standards Products	UL
Compatible With Approved Standards Products	UL E13288

Packaging Features

Packaging Quantity	50
Packaging Method	Box

Product Compliance

For compliance documentation, visit the product page on TE.com>

EU RoHS Directive 2011/65/EU	Compliant
EU ELV Directive 2000/53/EC	Compliant
China RoHS 2 Directive MIIT Order No 32, 2016	No Restricted Materials Above Threshold
EU REACH Regulation (EC) No. 1907/2006	Current ECHA Candidate List: JUNE 2024 (241) Candidate List Declared Against: JUNE 2024 (241) Does not contain REACH SVHC
Halogen Content	Low Halogen - Br, Cl, F, I < 900 ppm per homogenous material. Also BFR/CFR/PVC Free
Solder Process Capability	Not applicable for solder process capability



Product Compliance Disclaimer

This information is provided based on reasonable inquiry of our suppliers and represents our current actual knowledge based on the information they provided. This information is subject to change. The part numbers that TE has identified as EU RoHS compliant have a maximum concentration of 0.1% by weight in homogenous materials for lead, hexavalent chromium, mercury, PBB, PBDE, DBP, BBP, DEHP, DIBP, and 0.01% for cadmium, or qualify for an exemption to these limits as defined in the Annexes of Directive 2011/65/EU (RoHS2). Finished electrical and electronic equipment products will be CE marked as required by Directive 2011/65/EU. Components may not be CE marked. Additionally, the part numbers that TE has identified as EU ELV compliant have a maximum concentration of 0.1% by weight in homogenous materials for lead, hexavalent chromium, and mercury, and 0.01% for cadmium, or qualify for an exemption to these limits as defined in the Annexes of Directive 2000/53/EC (ELV). Regarding the REACH Regulation, the information TE provides on SVHC in articles for this part number is based on the latest European Chemicals Agency (ECHA) 'Guidance on requirements for substances in articles' posted at this URL: <https://echa.europa.eu/guidance-documents/guidance-on-reach>

Compatible Parts

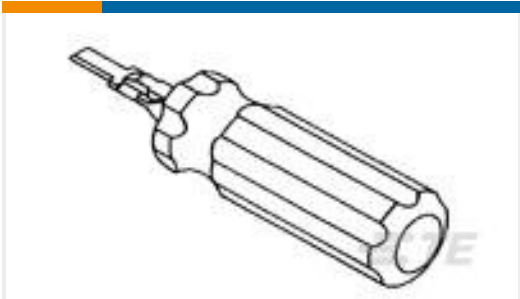


TE Part # 1583098-1
DIE ASSY,AMPOWER,4/0

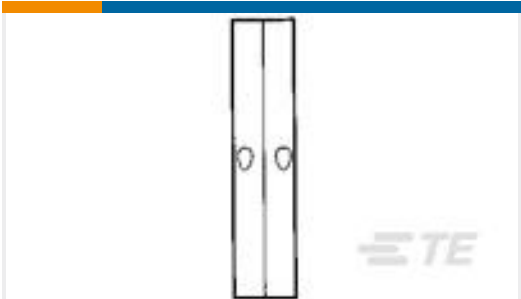


TE Part # 46750-2
HYP8 AMPPOWER 4/0AWG DIE SET


Customers Also Bought




TE Part #409158-1
EXTRACTION TOOL




TE Part #34323
SPLICE,SOLIS BUTT 4




TE Part #36917
TERMINAL,SOLIS R 1/0 3/8




TE Part #917804-6
DYNAMIC D-5 TAB CONT "S" L/P Ag




TE Part #324462
SPLICE,AMPOWER BUTT 250MCM



TE Part #36919
TERMINAL SOLIS RING 1/0 1/2



TE Part #322870
TERMINAL,SOLIS R 2 5/16



TE Part #325203
TERMINAL,AMPOWER 2 3/8



Documents

Product Drawings

SPLICE,AMPOWER BUTT 4/0

English

CAD Files

3D PDF

3D

Customer View Model

ENG_CVM_CVM_324461_AJ_c-324461-aj.2d_dxf.zip

English

Customer View Model

ENG_CVM_CVM_324461_AJ_c-324461-aj.3d_igs.zip

English

Customer View Model

ENG_CVM_CVM_324461_AJ_c-324461-aj.3d_stp.zip

English

By downloading the CAD file I accept and agree to the [Terms and Conditions](#) of use.

Datasheets & Catalog Pages

AMPOWER Terminals and Splices Flyer

English

Product Specifications

Product Specification

English

AMPOWER* Terminals & Splices, Small

English

Agency Approvals

UL Report

English