

LTF5022T-1R2N4R2-LC



Applications



Commercial Grade

Feature



Magnetic Shield



Wire Wound



Ferrite Core

Series | Type

LTF

Status




Production (Not Recommended for New Design)

Recommended Alternate Part No. : [Contact](#)

Brand

TDK



Size

Length(L)	5.20mm Nom.
Width(W)	5.00mm ±0.10mm
Thickness Height	2.20mm Max.
Recommended Land Pattern (A)	1.50mm Nom.
Recommended Land Pattern (B)	3.20mm Nom.
Recommended Land Pattern (C)	1.50mm Nom.

Electrical Characteristics

Inductance	1.2μH ±30% at 100kHz
Rated Current (L Change) [Typ.]	
Rated Current (L Change) [Max.]	4.3A (30% Down)
Rated Current (Temperature Rise) [Typ.]	4.2A (40°C Rise)
Rated Current (Temperature Rise) [Max.]	
DC Resistance [Typ.]	21mΩ
DC Resistance [Max.]	25mΩ
Self Resonant Frequency [Min.]	
Self Resonant Frequency [Typ.]	
Q [Min.]	
Q [Typ.]	

Other

Operating Temp. Range (Including Self-Temp. Rise)	-40 to 105°C
Soldering Method	Reflow
AEC-Q200	No
Packing	Blister (Plastic)Taping [180mm Reel]
Package Quantity	500pcs
Weight	0.17g

! Images are for reference only and show exemplary products.

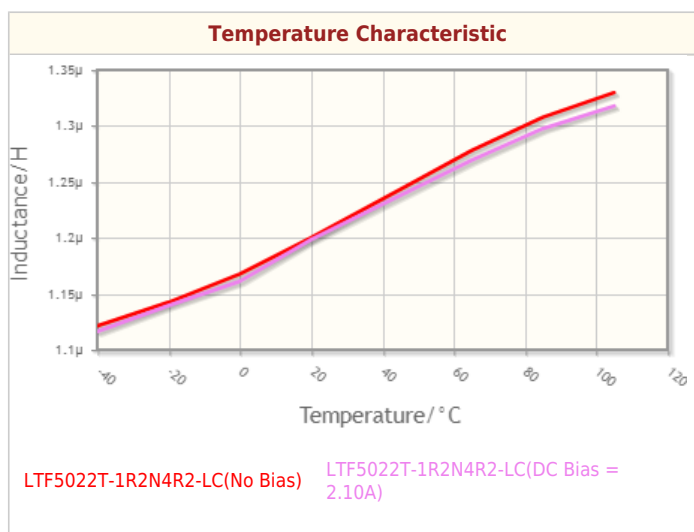
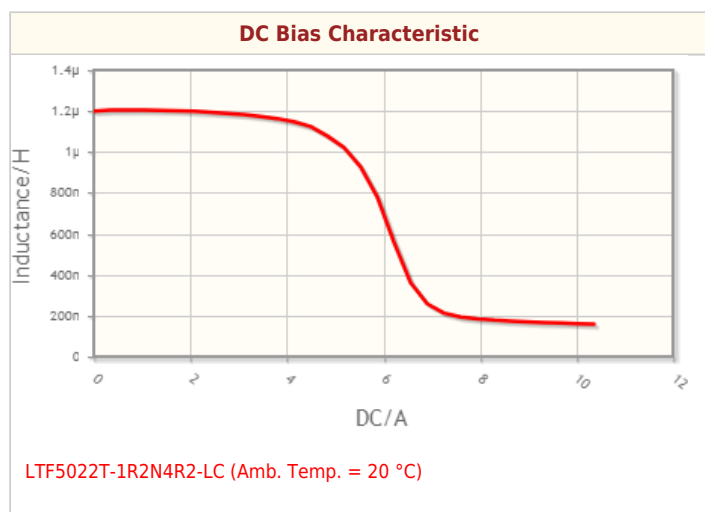
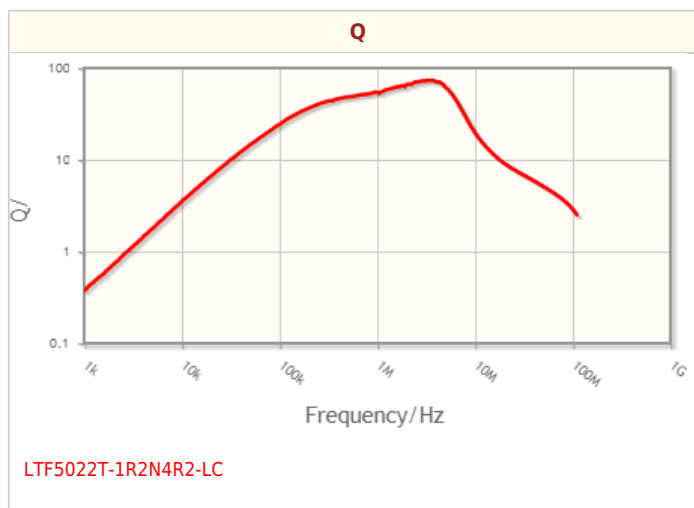
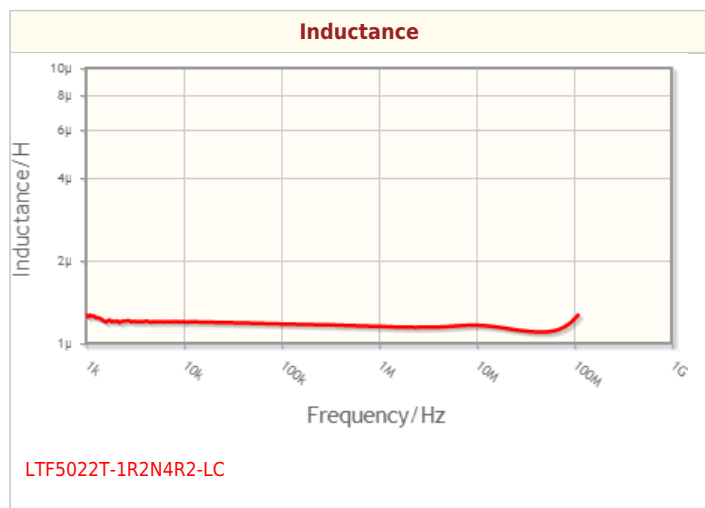
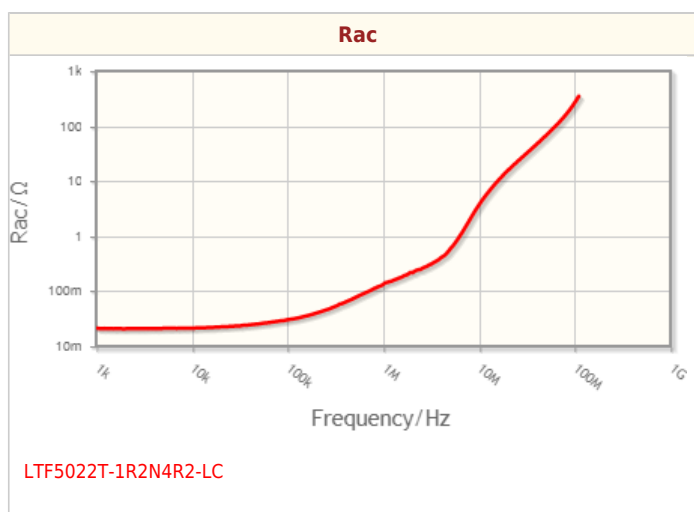
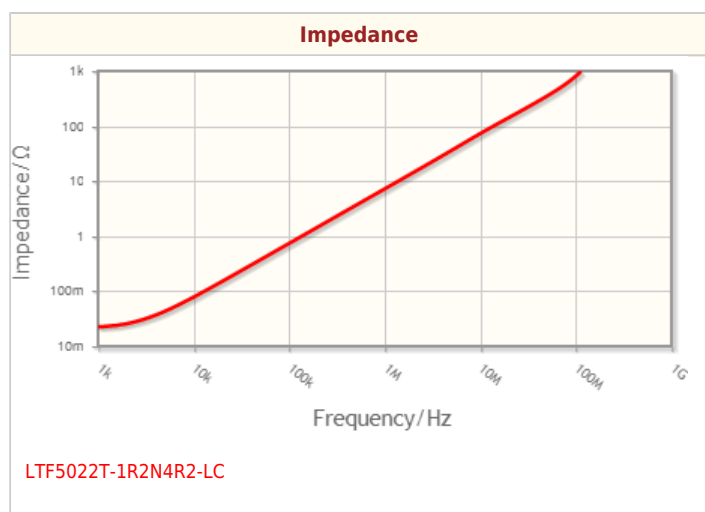
! This PDF document was created based on the data listed on the TDK Corporation website.

! All specifications are subject to change without notice.

LTF5022T-1R2N4R2-LC



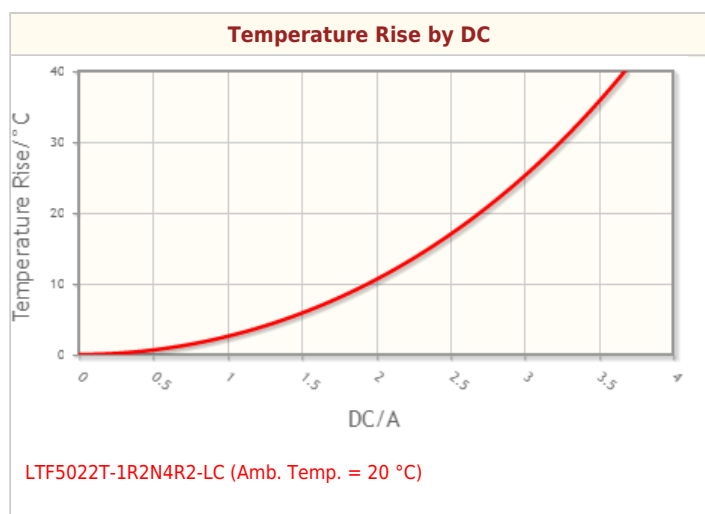
Characteristic Graphs(This is reference data, and does not guarantee the products characteristics.)



LTF5022T-1R2N4R2-LC

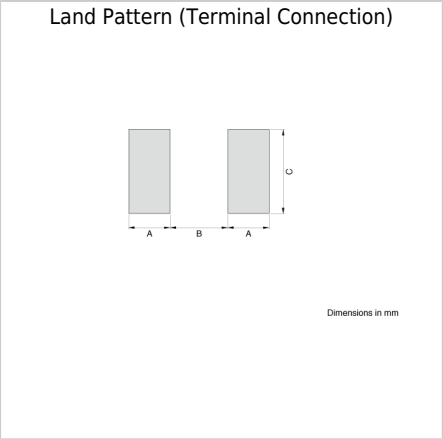
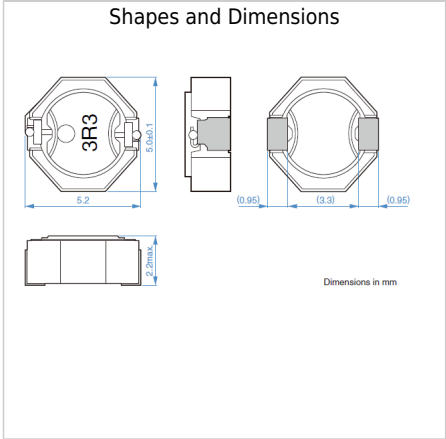


Characteristic Graphs(This is reference data, and does not guarantee the products characteristics.)





Associated Images



! Images are for reference only and show exemplary products.
 ! This PDF document was created based on the data listed on the TDK Corporation website.
 ! All specifications are subject to change without notice.