

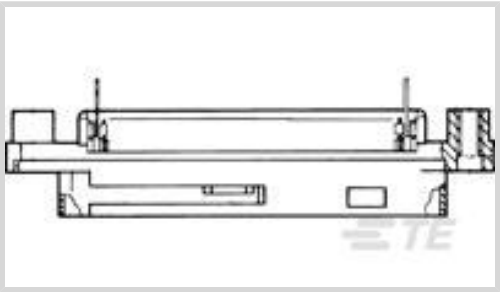
CHAMP

TE Internal #: 5552243-1  
Plug, Cable-to-Board, 64 Position, 2.16 mm [.085 in] Centerline, 2  
Row, Standard Profile, Vertical, Mating Retention, PCB D-Sub  
Connectors

[View on TE.com >](#)



Connectors > D-Shaped Connectors > D-Sub Connectors > PCB D-Sub Connectors > D-Sub Plug Assembly: Vertical, 2.16mm



Connector & Housing Type: **Plug**  
Connector System: **Cable-to-Board**  
Number of Positions: **64**  
Centerline (Pitch): **2.16 mm [.085 in]**  
Number of Rows: **2**  
[All D-Sub Plug Assembly: Vertical, 2.16mm \(4\)](#)

Features

Product Type Features

Connector & Housing Type	Plug
Connector System	Cable-to-Board
Connector & Contact Terminates To	Printed Circuit Board

Configuration Features

Number of Positions	64
Number of Rows	2
PCB Mount Orientation	Vertical

Body Features

Primary Product Color	Black
Connector Profile	Standard

Contact Features

Contact Options	Installed
	30 μin
Contact Mating Area Plating Material	Gold or Gold Flash
Contact Underplating Material	Palladium Nickel
PCB Contact Termination Area Plating Material	Tin
Contact Base Material	Phosphor Bronze



Termination Features

Rectangular Termination Post & Tail Thickness	.25 mm[.01 in]
Rectangular Termination Post & Tail Width	.5 mm[.019 in]
Termination Method to PCB	Through Hole - Solder

Mechanical Attachment

Mounting Feature Material	Thermoplastic
PCB Mount Retention	Without
Mating Retention	With
Mating Retention Type	Screwlocks
Connector Mounting Type	Board Mount

Housing Features

Housing Material	Thermoplastic
Centerline (Pitch)	2.16 mm[.085 in]

Dimensions

PCB Thickness (Recommended)	1.57 mm, 2.36 mm, 3.18 mm[.062 in][.093 in][.125 in]
Row-to-Row Spacing	4.3 mm[.169 in]

Usage Conditions

Operating Temperature Range	-40 – 105 °C[-40 – 221 °F]
-----------------------------	----------------------------

Operation/Application

Shielded	No
Circuit Application	Signal

Industry Standards

UL Flammability Rating	UL 94V-0
------------------------	----------

Packaging Features

Packaging Quantity	45
Packaging Method	Tray

Product Compliance

For compliance documentation, visit the product page on [TE.com](#)>

EU RoHS Directive 2011/65/EU	Compliant
EU ELV Directive 2000/53/EC	Compliant



China RoHS 2 Directive MIIT Order No 32, 2016	No Restricted Materials Above Threshold
EU REACH Regulation (EC) No. 1907/2006	Current ECHA Candidate List: JUNE 2024 (241) Candidate List Declared Against: JUNE 2024 (241) Does not contain REACH SVHC
Halogen Content	Not Low Halogen - contains Br or Cl > 900 ppm.
Solder Process Capability	Wave solder capable to 265°C

Product Compliance Disclaimer

This information is provided based on reasonable inquiry of our suppliers and represents our current actual knowledge based on the information they provided. This information is subject to change. The part numbers that TE has identified as EU RoHS compliant have a maximum concentration of 0.1% by weight in homogenous materials for lead, hexavalent chromium, mercury, PBB, PBDE, DBP, BBP, DEHP, DIBP, and 0.01% for cadmium, or qualify for an exemption to these limits as defined in the Annexes of Directive 2011/65/EU (RoHS2). Finished electrical and electronic equipment products will be CE marked as required by Directive 2011/65/EU. Components may not be CE marked. Additionally, the part numbers that TE has identified as EU ELV compliant have a maximum concentration of 0.1% by weight in homogenous materials for lead, hexavalent chromium, and mercury, and 0.01% for cadmium, or qualify for an exemption to these limits as defined in the Annexes of Directive 2000/53/EC (ELV). Regarding the REACH Regulation, the information TE provides on SVHC in articles for this part number is based on the latest European Chemicals Agency (ECHA) ‘Guidance on requirements for substances in articles’ posted at this URL: <https://echa.europa.eu/guidance-documents/guidance-on-reach>

Compatible Parts

TE Part # CAT-342-DSRCV216  
D-Sub Shielded Receptacle Assembly: Vertical, 2.16mm

TE Part # CAT-342-DPCV216  
D-Sub Plug Assembly: Vertical, 2.16mm

TE Part # CAT-020-DRCVAP216  
D-Sub Receptacle Assembly: Vertical, Action Pin, 2.16mm

TE Part # 5552246-1  
ASSY, RCPT, 64 POS, VERT MTG

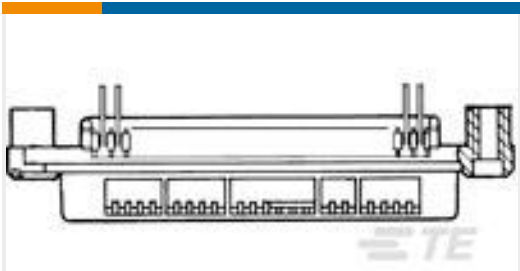
TE Part # CAT-342-DPCVAP216  
D-Sub Plug Assembly: Vertical, Action Pin, 2.16mm

TE Part # 5406874-1  
ASSY,RCPT,50POS,SHD,LPF,V/MTG

TE Part # 5552241-1  
ASSY, RCPT, 36 POS, EDGE MTG

TE Part # 5552126-1  
ASSY, PLUG, 50 POS, EDGE MTG

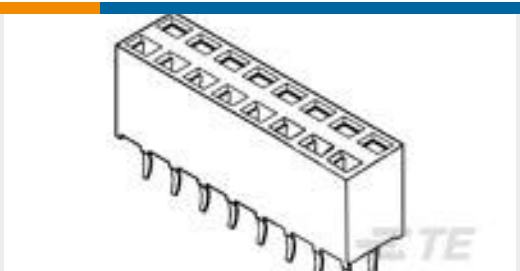
Customers Also Bought



TE Part #5552246-1  
ASSY, RCPT, 64 POS, VERT MTG



TE Part #6658751-1  
.8MM CHAMP, 50 POS, RCPT ASSY



TE Part #2-215307-0  
2X20P HV100 REC CON. TE, 7.0MM



TE Part #1658623-2  
14 NOVO MIL 30DP, LEAD FREE



TE Part #1658623-8  
34 NOVO MIL 30DP, LEAD FREE




TE Part #2-1825138-0  
A201SDZQ04



TE Part #6-102692-5  
16 MODII 2PC HDR DR SHRD, ROHS



TE Part #5-532956-2  
16 MODII 2PC CE RCPT ASSY, RoH



TE Part #1462041-6  
IMB06CTS=IM RELAY 140mW12V HDV



TE Part #7-1393788-3  
V23079F1101B301

Documents

Product Drawings

ASSY, PLUG, 64 POS, VERT MTG

English

CAD Files

3D PDF

English

Customer View Model

ENG\_CVM\_5552243-1\_O.2d\_dxf.zip

English

Customer View Model

ENG\_CVM\_5552243-1\_O.3d\_igs.zip

English

Customer View Model

ENG\_CVM\_5552243-1\_O.3d\_stp.zip

English

By downloading the CAD file I accept and agree to the [Terms and Conditions](#) of use.