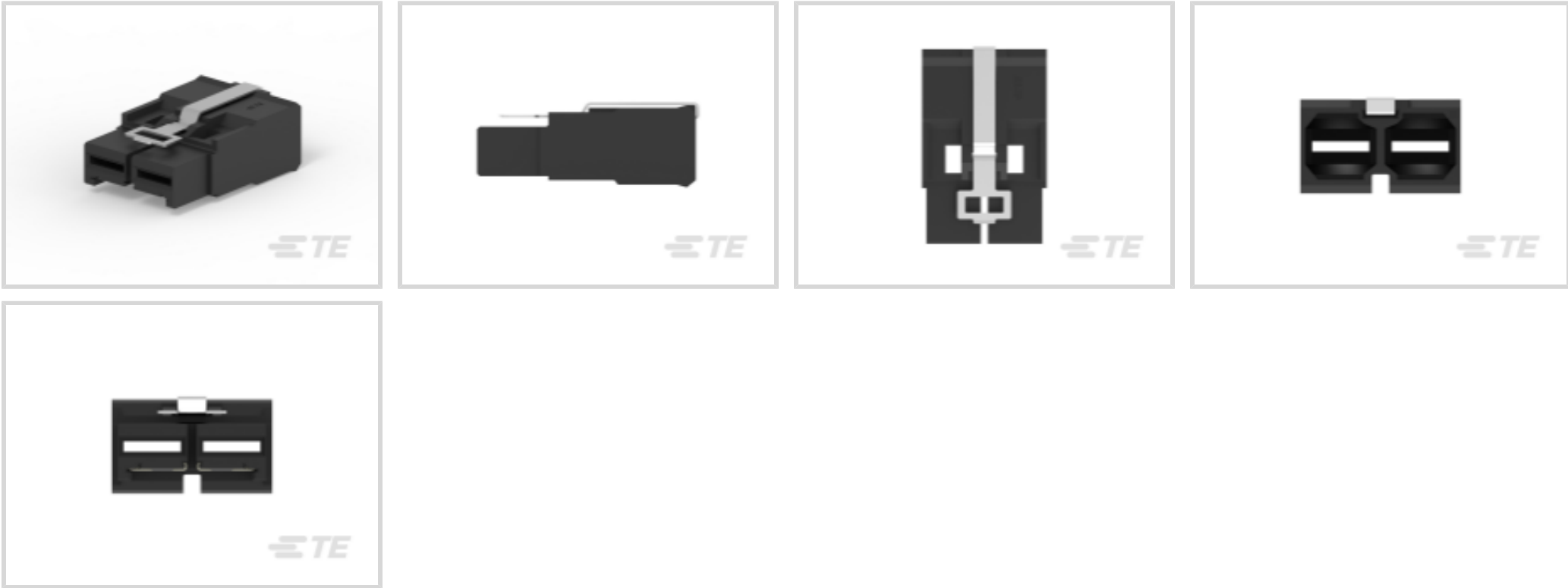




Connectors > Power Connectors > Rectangular Power > Rectangular Power Connectors



Rectangular Power Connector Type: **Housing**

Connector & Housing Type: **Receptacle**

Connector System: **Wire-to-Board**

Number of Positions: **2**

Centerline (Pitch): **7.8 mm [.307 in]**

Features

Product Type Features

Rectangular Power Connector Type	Housing
Connector & Housing Type	Receptacle
Connector System	Wire-to-Board
Sealable	No
Connector & Contact Terminates To	Wire & Cable

Configuration Features

Number of Positions	2
Number of Power Positions	2
Number of Signal Positions	0
Number of Rows	1

Electrical Characteristics

Operating Voltage	500 VDC
-------------------	---------

Contact Features

Contact Mating Area Plating Material	Silver
Contact Current Rating (Max)	40 A



Contact Retention Within Housing	With
Contact Type	Receptacle
Contact Mating Area Plating Material Thickness	.8 µm[31.49 µin]

Termination Features

Termination Method to Wire & Cable	Crimp
------------------------------------	-------

Mechanical Attachment

Connector Mounting Type	Cable Mount (Free-Hanging)
-------------------------	----------------------------

Housing Features

Centerline (Pitch)	7.8 mm[.307 in]
Housing Color	Black
Housing Material	PBT GF

Dimensions

Wire Size	10 CMA
Row-to-Row Spacing	7.8 mm[.307 in]

Usage Conditions

Operating Temperature Range	-40 – 125 °C[-40 – 257 °F]
-----------------------------	----------------------------

Operation/Application

Circuit Application	Power
---------------------	-------

Industry Standards

UL Flammability Rating	UL 94V-0
Glow Wire Rating	Standard Part - Not Glow Wire

Packaging Features

Packaging Method	Tray
------------------	------

Product Compliance

For compliance documentation, visit the product page on TE.com>

EU RoHS Directive 2011/65/EU	Compliant
EU ELV Directive 2000/53/EC	Compliant
China RoHS 2 Directive MIIT Order No 32, 2016	No Restricted Materials Above Threshold
EU REACH Regulation (EC) No. 1907/2006	Current ECHA Candidate List: JUNE 2024 (241) Candidate List Declared Against: JUNE 2024 (241)



Does not contain REACH SVHC

Halogen Content	Not Low Halogen - contains Br or Cl > 900 ppm.
Solder Process Capability	Not applicable for solder process capability

Product Compliance Disclaimer

This information is provided based on reasonable inquiry of our suppliers and represents our current actual knowledge based on the information they provided. This information is subject to change. The part numbers that TE has identified as EU RoHS compliant have a maximum concentration of 0.1% by weight in homogenous materials for lead, hexavalent chromium, mercury, PBB, PBDE, DBP, BBP, DEHP, DIBP, and 0.01% for cadmium, or qualify for an exemption to these limits as defined in the Annexes of Directive 2011/65/EU (RoHS2). Finished electrical and electronic equipment products will be CE marked as required by Directive 2011/65/EU. Components may not be CE marked. Additionally, the part numbers that TE has identified as EU ELV compliant have a maximum concentration of 0.1% by weight in homogenous materials for lead, hexavalent chromium, and mercury, and 0.01% for cadmium, or qualify for an exemption to these limits as defined in the Annexes of Directive 2000/53/EC (ELV). Regarding the REACH Regulation, the information TE provides on SVHC in articles for this part number is based on the latest European Chemicals Agency (ECHA) 'Guidance on requirements for substances in articles' posted at this URL: <https://echa.europa.eu/guidance-documents/guidance-on-reach>

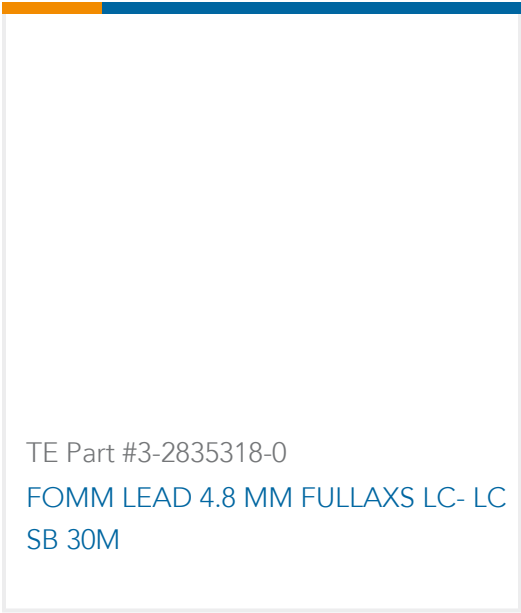
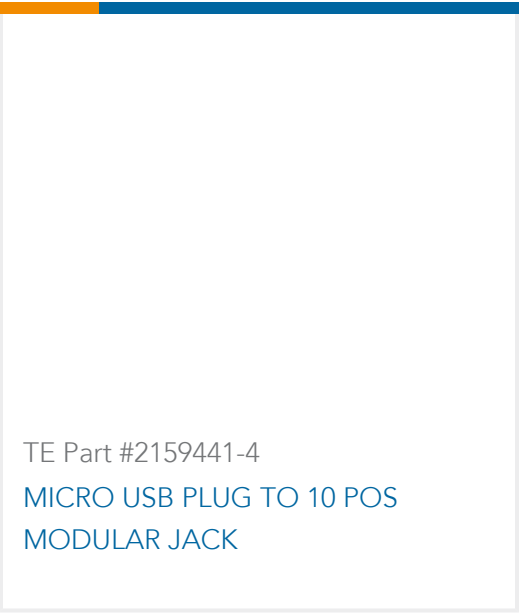
Compatible Parts

TE Part # 1982295-1
ELCON MINI 2P RA HEADER, W /CODING

Customers Also Bought

TE Part #3-647166-6
6P MTA100 HDR ASSY,SM,FL,LF

TE Part #1-215297-6
16P HV100 REC CON. TE, 7.0MMTE Part #796634-5
5 POS 5.08MM R/A PLUG,TRM BLKTE Part #2081889-1
EP-SMA,ADAPTER,STRAIGHT,27GHZ, F TO FTE Part #CONMCX001-SMD-T
MCX Jack 50 Ohm PCB Surface MountTE Part #CONMHF1-SMD-G-T
U.FL/MHF1 Jack 50 Ohm PCB Surface MountTE Part #1-1997963-1
DC POWER CABLE WCDMATE Part #2-2835318-0
FOMM LEAD 4.8 MM FULLAXS LC- LC SB 20M



Documents

Product Drawings

ELCON MINI 2P CABLE CONN,6MM2,W/ (B)

English

CAD Files

3D PDF

3D

Customer View Model

ENG_CVM_CVM_2178186-3_B.2d_dxf.zip

English

Customer View Model

ENG_CVM_CVM_2178186-3_B.3d_igs.zip

English

Customer View Model

ENG_CVM_CVM_2178186-3_B.3d_stp.zip

English

By downloading the CAD file I accept and agree to the [Terms and Conditions](#) of use.

Product Specifications

Application Specification

English