

VS-M12MS-IP67-94C-LI/2,0 - Network cable



1413298

<https://www.phoenixcontact.com/us/products/1413298>

Please be informed that the data shown in this PDF document is generated from our online catalog. Please find the complete data in the user documentation. Our general terms of use for downloads are valid.



Assembled Ethernet cable, shielded, 4-pair, AWG 26 suitable for use with drag chain (19-wire), RAL 5021 (sea blue), M12 plug on RJ45 plug/IP67, gray, line, length 2 m

Commercial data

Item number	1413298
Packing unit	1 pc
Minimum order quantity	1 pc
Product key	BF1CMI
Catalog page	Page 303 (PC-2011)
GTIN	4046356475778
Weight per piece (including packing)	172.7 g
Weight per piece (excluding packing)	172.4 g
Country of origin	PL

VS-M12MS-IP67-94C-LI/2,0 - Network cable



1413298

<https://www.phoenixcontact.com/us/products/1413298>

Technical data

Product properties

Product type	Data cable preassembled
Application	Standard
Sensor type	Ethernet
Number of positions	8
No. of cable outlets	1
Shielded	yes

Insulation characteristics

Degree of pollution	3
---------------------	---

Interfaces

Signal type/category	Ethernet CAT5 (based on IEC 11801), 1 Gbps
----------------------	--

Electrical properties

Nominal voltage U_N	30 V AC
	30 V DC
Transmission medium	Copper

Mechanical properties

Mechanical data

Insertion/withdrawal cycles	≥ 100
-----------------------------	------------

Material specifications

Flammability rating according to UL 94	HB
--	----

Connector

Connection 1

Type	Plug straight M12
Handle color	black

Connection 2

Type	Plug straight RJ45 Clip locking
Locking type	Clip locking
Handle color	gray

Cable/line

Cable length	2 m
--------------	-----


Ethernet drag chain CAT5, 4-pair [94C]

VS-M12MS-IP67-94C-LI/2,0 - Network cable



1413298

<https://www.phoenixcontact.com/us/products/1413298>

Dimensional drawing	
Cable weight	57 kg/km
UL AWM Style	20963 (80°C/30 V)
Number of positions	8
Shielded	yes
Cable type	Ethernet drag chain CAT5, 4-pair [94C]
Conductor structure	4x2xAWG26/19, S/UTP
Signal runtime	5.3 ns/m
Conductor structure signal line	19x 0.10 mm
AWG signal line	26
Conductor cross section	4x 2x 0.14 mm ²
Wire diameter incl. insulation	1 mm
External cable diameter	6.90 mm +0.1 mm ... 0.2 mm
Outer sheath, material	PUR
External sheath, color	water blue RAL 5021
Conductor material	Bare Cu litz wires
Material wire insulation	PP
Single wire, color	white/blue-blue, white/orange-orange, white/green-green, white/brown-brown
Thickness, outer sheath	0.85 mm
Twisted pairs	2 cores to the pair
Overall twist	Four pairs and four fillers to the core
Optical shield covering	90 %
Insulation resistance	≥ 500 MΩ*km
Coupling resistance	≤ 100.00 mΩ/m (at 10 MHz)
Loop resistance	≤ 290.00 Ω/km
Wave impedance	100 Ω ±5 Ω (at 100 MHz)
Cable capacity	approx. 50 nF/km (at 1 kHz)
Nominal voltage, cable	≤ 100 V
Test voltage Core/Core	700 V (50 Hz, 1 min.)
Test voltage Core/Shield	700.00 V (50 Hz, 1 min.)
Minimum bending radius, fixed installation	4 x D
Minimum bending radius, flexible installation	8 x D
Smallest bending radius, fixed installation	28 mm
Smallest bending radius, movable installation	56 mm
Max. bending cycles	5000000
Minimum bending radius, drag chain applications	7,5 x D

VS-M12MS-IP67-94C-LI/2,0 - Network cable



1413298

<https://www.phoenixcontact.com/us/products/1413298>

Traversing rate	3 m/s
Acceleration	5 m/s ²
Tensile strength	≤ 100 N
Near end crosstalk attenuation (NEXT)	65.3 dB (with 1 MHz)
	56.3 dB (at 4 MHz)
	50.3 dB (at 10 MHz)
	47.2 dB (at 16 MHz)
	45.8 dB (at 20 MHz)
	42.9 dB (at 31.25 MHz)
	38.4 dB (at 62.5 MHz)
	35.3 dB (at 100 MHz)
Power-summated near end crosstalk attenuation (PSNEXT)	62.3 dB (with 1 MHz)
	53.3 dB (at 4 MHz)
	47.3 dB (at 10 MHz)
	44.2 dB (at 16 MHz)
	42.8 dB (at 20 MHz)
	39.9 dB (at 31.25 MHz)
	35.4 dB (at 62.5 MHz)
	32.3 dB (at 100 MHz)
Return attenuation (RL)	23 dB (at 4 MHz)
	24.1 dB (at 8 MHz)
	25 dB (at 10 MHz)
	25 dB (at 16 MHz)
	25 dB (at 20 MHz)
	23.6 dB (at 31.25 MHz)
	21.5 dB (at 62.5 MHz)
	20.1 dB (at 100 MHz)
Shield attenuation	3.2 dB (with 1 MHz)
	6 dB (at 4 MHz)
	9.5 dB (at 10 MHz)
	12.1 dB (at 16 MHz)
	13.6 dB (at 20 MHz)
	17.1 dB (at 31.25 MHz)
	24.8 dB (at 62.5 MHz)
	32 dB (at 100 MHz)
Halogen-free	according to IEC 60754-1
Flame resistance	according to IEC 60332-1-2
Resistance to oil	in accordance with EN 60811-2-1
Ambient temperature (operation)	-40 °C ... 80 °C (cable, fixed installation)
	-20 °C ... 80 °C (Cable, flexible installation)
Ambient temperature (installation)	-20 °C ... 80 °C

Environmental and real-life conditions

VS-M12MS-IP67-94C-LI/2,0 - Network cable



1413298

<https://www.phoenixcontact.com/us/products/1413298>

Ambient conditions

Degree of protection	IP65 (M12 connector)
	IP67 (RJ45 connector)

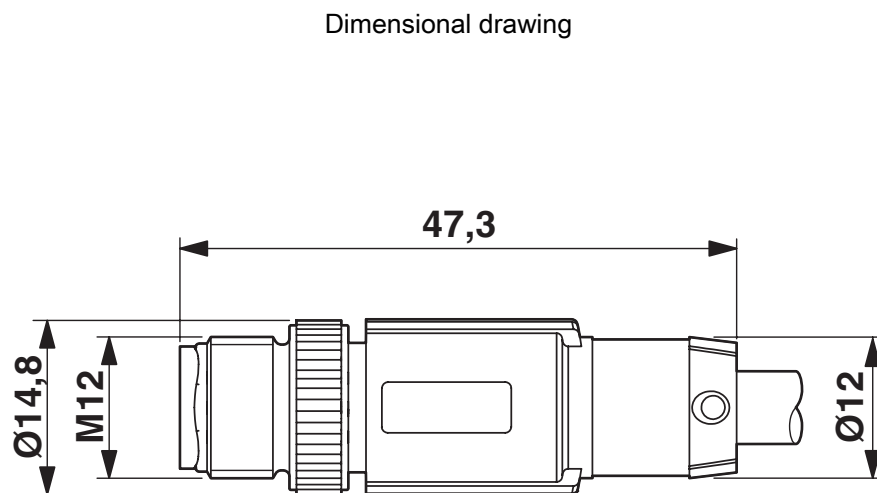
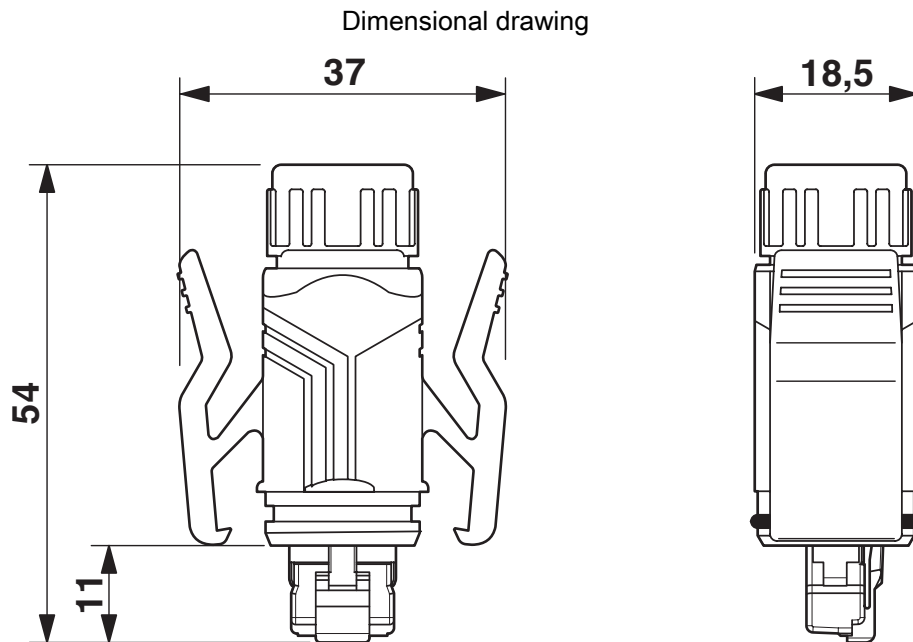
VS-M12MS-IP67-94C-LI/2,0 - Network cable

1413298

<https://www.phoenixcontact.com/us/products/1413298>

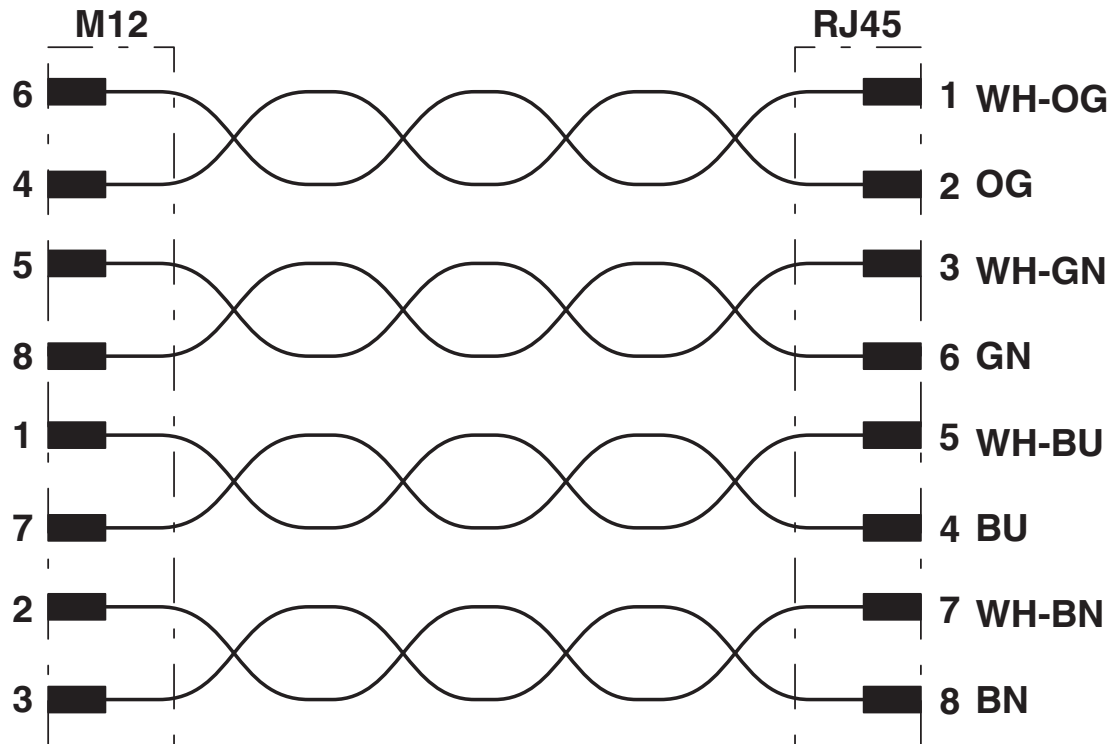


Drawings



Plug, M12 x 1, straight, shielded

Circuit diagram



VS-M12MS-IP67-94C-LI/2,0 - Network cable



1413298

<https://www.phoenixcontact.com/us/products/1413298>

Classifications

ECLASS

ECLASS-11.0	27060307
ECLASS-13.0	27060307

Phoenix Contact 2024 © - all rights reserved
<https://www.phoenixcontact.com>

Phoenix Contact USA
586 Fulling Mill Road
Middletown, PA 17057, United States
(+717) 944-1300
info@phoenixcon.com