

# PT 2,5-PE/L RD/L BU/L - Ground terminal



1336370

<https://www.phoenixcontact.com/us/products/1336370>

Please be informed that the data shown in this PDF document is generated from our online catalog. Please find the complete data in the user documentation. Our general terms of use for downloads are valid.



Ground terminal, number of connections: 8, number of positions: 4, connection method: Push-in connection, Protective conductor connection, Rated cross section: 2.5 mm<sup>2</sup>, cross section: 0.14 mm<sup>2</sup> - 4 mm<sup>2</sup>, connection method: Push-in connection, Feed-through level, Rated cross section: 2.5 mm<sup>2</sup>, cross section: 0.14 mm<sup>2</sup> - 4 mm<sup>2</sup>, mounting type: NS 35/7,5, NS 35/15, color: gray

## Commercial data

Item number	1336370
Packing unit	50 pc
Minimum order quantity	50 pc
Sales key	BE22
Product key	BE2216
GTIN	4063151637217
Weight per piece (including packing)	31.598 g
Weight per piece (excluding packing)	31.598 g
Customs tariff number	85369010
Country of origin	PL

## Technical data

### Notes

#### General

Note	<p>When establishing a connection on the open housing side of a feed-through modular terminal block of the same series and size, the block must be provided with a cover if the expected insulation voltage is &gt;690 V.</p> <p>The max. load current must not be exceeded by the total current of all connected conductors.</p>
------	---

### Product properties

Product type	Ground terminal block
Number of positions	4
Number of connections	8
Number of rows	4

#### Data management status

Article revision	01
------------------	----

#### Insulation characteristics

Overvoltage category	III
Degree of pollution	3

### Electrical properties

Rated surge voltage	6 kV
---------------------	------

### Connection data

Number of connections per level	2
Nominal cross section	2.5 mm <sup>2</sup>

#### Protective conductor connection

Stripping length	8 mm ... 10 mm
Internal cylindrical gage	A3
	B3
Connection in acc. with standard	IEC 60947-7-2
Conductor cross section rigid	0.14 mm <sup>2</sup> ... 4 mm <sup>2</sup>
Cross section AWG	26 ... 12 (converted acc. to IEC)
Conductor cross section flexible	0.14 mm <sup>2</sup> ... 4 mm <sup>2</sup>
Conductor cross section, flexible [AWG]	26 ... 12 (converted acc. to IEC)
Conductor cross-section flexible (ferrule without plastic sleeve)	0.14 mm <sup>2</sup> ... 2.5 mm <sup>2</sup>
Flexible conductor cross section (ferrule with plastic sleeve)	0.14 mm <sup>2</sup> ... 2.5 mm <sup>2</sup>
Nominal cross section	2.5 mm <sup>2</sup>

#### Feed-through level

Stripping length	8 mm ... 10 mm
------------------	----------------

# PT 2,5-PE/L RD/L BU/L - Ground terminal



1336370

<https://www.phoenixcontact.com/us/products/1336370>

Connection in acc. with standard	IEC 60947-7-1
Conductor cross section rigid	0.14 mm <sup>2</sup> ... 4 mm <sup>2</sup>
Cross section AWG	26 ... 12 (converted acc. to IEC)
Conductor cross section flexible	0.14 mm <sup>2</sup> ... 4 mm <sup>2</sup>
Conductor cross section, flexible [AWG]	26 ... 12 (converted acc. to IEC)
Conductor cross-section flexible (ferrule without plastic sleeve)	0.14 mm <sup>2</sup> ... 2.5 mm <sup>2</sup>
Flexible conductor cross section (ferrule with plastic sleeve)	0.14 mm <sup>2</sup> ... 2.5 mm <sup>2</sup>
Nominal current	18 A
Maximum load current	20 A (with 4 mm <sup>2</sup> conductor cross-section)
Nominal voltage	500 V
Nominal cross section	2.5 mm <sup>2</sup>

## Protective conductor connection Connection cross sections directly pluggable

Conductor cross section rigid	0.34 mm <sup>2</sup> ... 4 mm <sup>2</sup>
Conductor cross section, rigid [AWG]	20 ... 12 (converted acc. to IEC)
Conductor cross section flexible	0.5 mm <sup>2</sup> ... 2.5 mm <sup>2</sup>
Conductor cross-section flexible (ferrule without plastic sleeve)	0.5 mm <sup>2</sup> ... 2.5 mm <sup>2</sup>
Flexible conductor cross section (ferrule with plastic sleeve)	0.5 mm <sup>2</sup> ... 2.5 mm <sup>2</sup>

## Feed-through level Connection cross sections directly pluggable

Conductor cross section rigid	0.34 mm <sup>2</sup> ... 4 mm <sup>2</sup>
Conductor cross section, rigid [AWG]	20 ... 12 (converted acc. to IEC)
Conductor cross section flexible	0.5 mm <sup>2</sup> ... 2.5 mm <sup>2</sup>
Conductor cross-section flexible (ferrule without plastic sleeve)	0.5 mm <sup>2</sup> ... 2.5 mm <sup>2</sup>
Flexible conductor cross section (ferrule with plastic sleeve)	0.5 mm <sup>2</sup> ... 2.5 mm <sup>2</sup>

## Dimensions

Width	5.2 mm
End cover width	2.2 mm
Height	142.4 mm
Depth on NS 35/7,5	68.6 mm
Depth on NS 35/15	76.1 mm

## Material specifications

Color	gray (RAL 7042)
Flammability rating according to UL 94	V0
Insulating material group	I
Insulating material	PA
Static insulating material application in cold	-60 °C
Relative insulation material temperature index (Elec., UL 746 B)	130 °C
Fire protection for rail vehicles (DIN EN 45545-2) R22	HL 1 - HL 3
Fire protection for rail vehicles (DIN EN 45545-2) R23	HL 1 - HL 3
Fire protection for rail vehicles (DIN EN 45545-2) R24	HL 1 - HL 3
Fire protection for rail vehicles (DIN EN 45545-2) R26	HL 1 - HL 3
Surface flammability NFPA 130 (ASTM E 162)	passed

# PT 2,5-PE/L RD/L BU/L - Ground terminal



1336370

<https://www.phoenixcontact.com/us/products/1336370>

Specific optical density of smoke NFPA 130 (ASTM E 662)	passed
Smoke gas toxicity NFPA 130 (SMP 800C)	passed

## Mechanical properties

### Mechanical data

Open side panel	Yes
-----------------	-----

## Environmental and real-life conditions

### Oscillation/broadband noise

Specification	DIN EN 50155 (VDE 0115-200):2022-06
Spectrum	Service life test category 1, class B, body mounted
Frequency	$f_1 = 5 \text{ Hz}$ to $f_2 = 150 \text{ Hz}$
ASD level	$0.964 \text{ (m/s}^2\text{)}^2\text{/Hz}$
Acceleration	0.58g
Test duration per axis	5 h
Test directions	X-, Y- and Z-axis
Result	Test passed

### Shocks

Specification	DIN EN 50155 (VDE 0115-200):2022-06
Pulse shape	Half-sine
Acceleration	5g
Shock duration	30 ms
Number of shocks per direction	3
Test directions	X-, Y- and Z-axis (pos. and neg.)
Result	Test passed

### Ambient conditions

Ambient temperature (operation)	-60 °C ... 110 °C (Operating temperature range incl. self-heating; for max. short-term operating temperature, see RTI Elec.)
Ambient temperature (storage/transport)	-25 °C ... 60 °C (for a short time, not exceeding 24 h, -60 °C to +70 °C)
Ambient temperature (assembly)	-5 °C ... 70 °C
Ambient temperature (actuation)	-5 °C ... 70 °C
Permissible humidity (operation)	20 % ... 90 %
Permissible humidity (storage/transport)	30 % ... 70 %

## Standards and regulations

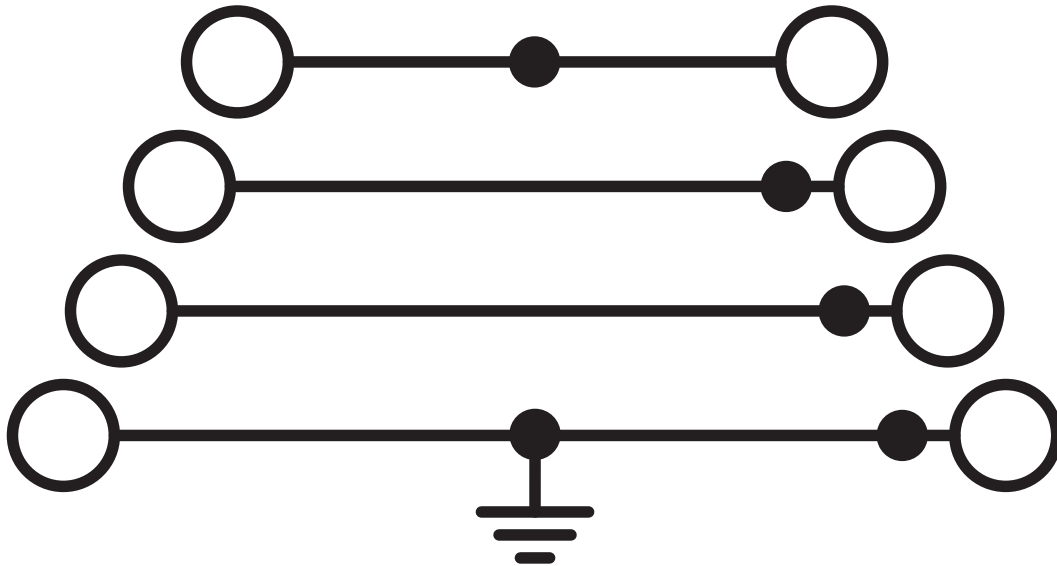
Connection in acc. with standard	IEC 60947-7-2
	IEC 60947-7-1

## Mounting

Mounting type	NS 35/7,5
	NS 35/15

## Drawings

Circuit diagram




PT 2,5-PE/L RD/L BU/L - Ground terminal




1336370  
<https://www.phoenixcontact.com/us/products/1336370>

Approvals

To download certificates, visit the product detail page: <https://www.phoenixcontact.com/us/products/1336370>



**CSA**  
Approval ID: 13631

<div><b>cULus Recognized</b> Approval ID: E60425</div>				
	Nominal voltage $U_N$	Nominal current $I_N$	Cross section AWG	Cross section $\text{mm}^2$
Use group B				
	300 V	18 A	26 - 12	-
PE connection	-	-	26 - 12	-
Use group C				
	300 V	18 A	26 - 12	-
PE connection	-	-	26 - 12	-
Use group F				
	500 V	18 A	26 - 12	-
Use group D				
	600 V	5 A	26 - 12	-
PE connection	-	-	26 - 12	-

# PT 2,5-PE/L RD/L BU/L - Ground terminal



1336370

<https://www.phoenixcontact.com/us/products/1336370>

## Classifications

### ECLASS

ECLASS-11.0	27141141
ECLASS-13.0	27250104

### ETIM

ETIM 9.0	EC000901
----------	----------

# PT 2,5-PE/L RD/L BU/L - Ground terminal



1336370  
<https://www.phoenixcontact.com/us/products/1336370>

## Environmental product compliance

EU RoHS	
Fulfills EU RoHS substance requirements	Yes, No exemptions
China RoHS	
Environment friendly use period (EFUP)	EFUP-E
	No hazardous substances above the limits
EU REACH SVHC	
REACH candidate substance (CAS No.)	No substance above 0.1 wt%

Phoenix Contact 2024 © - all rights reserved  
<https://www.phoenixcontact.com>

Phoenix Contact USA  
586 Fulling Mill Road  
Middletown, PA 17057, United States  
(+717) 944-1300  
[info@phoenixcon.com](mailto:info@phoenixcon.com)