

Product data sheet

Power connectors

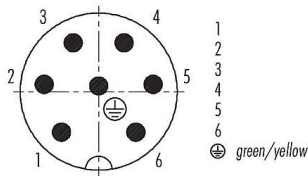
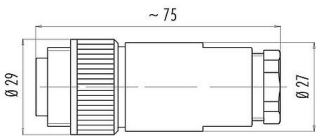


Product description	RD24 Male cable connector, Contacts: 6+PE, 10.0-12.0 mm, unshielded, crimping (Crimp contacts must be ordered separately), IP67, UL, ESTI+, VDE, PG 13.5
Area	series 693
Part no.	99 4201 14 07

Illustration

Scale drawing

Contact arrangement (Plug-in side)



You can find the component part drawing on the next page.

Technical data

General features

Part no.	99 4201 14 07
Connector design	Male cable connector
Version	Connector pin straight
Connector locking system	screw
Termination	crimping (Crimp contacts must be ordered separately)
Degree of protection	IP67
Cross-sectional area	click here for more info
Cable outlet	10.0-12.0 mm
Temperature range from/to	-40 °C / 100 °C
Mechanical operation	> 500 Mating cycles
Weight (g)	35.68
Customs tariff number	85369010
Country of Origin	DE

Electrical parameters

Rated voltage	250 V
Rated impulse voltage	4000 V
Rated current	10 A (8 A UL)
Insulation resistance	$\geq 10^{10} \Omega$
Pollution degree	3
Overvoltage category	III
Insulating material group	III
EMC compliance	unshielded

Material

Contact body material	PBT (UL94 V-0)
Contact material	depending on crimp contact (accessory)
REACH SVHC	None (No pollutants)

Product data sheet

Power connectors

Product description	RD24 Male cable connector, Contacts: 6+PE, 10.0-12.0 mm, unshielded, crimping (Crimp contacts must be ordered separately), IP67, UL, ESTI+, VDE, PG 13.5
Area	series 693
Part no.	99 4201 14 07

SCIP number

SCIP-number not available

Authorization/approvals

Approvals	UL, ETL, VDE
-----------	--------------

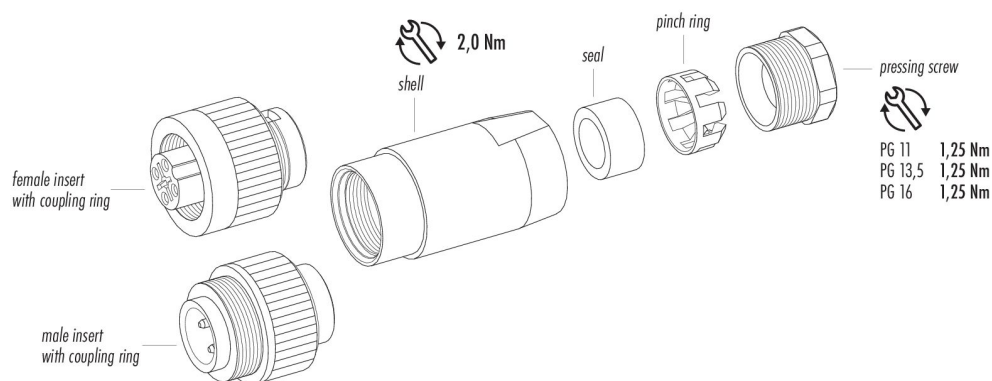
Classifications

eCl@ss 11.1	27-44-01-02
ETIM 9.0	EC002635

Declarations of conformity

Low Voltage Directive	2014/35/EU (EN 60204-1:2018;EN 60529:1991)
-----------------------	--

Component part drawing



Product description	RD24 Male cable connector, Contacts: 6+PE, 10.0-12.0 mm, unshielded, crimping (Crimp contacts must be ordered separately), IP67, UL, ESTI+, VDE, PG 13.5
Area	series 693
Part no.	99 4201 14 07

Security notices

The connector must not be plugged or unplugged under load. Non-observance and improper use can result in personal injury.

The connectors have been developed for applications in plant engineering, control and electrical equipment construction. The user is responsible for checking whether the connectors can also be used in other areas of application.

To protect against unintentional opening of the connector, the thread between the housing and the connector head must be secured with a suitable cyanoacrylate adhesive when used in circuits with voltages dangerous to the touch. This does not apply to connectors used in SELV and PELV circuits according to IEC 61140 (EN 61140, VDE 0140-1).

Connectors which are used in circuits with voltages dangerous to the touch may only be installed and used by, or under the supervision of, persons with electrical engineering training, taking into account the applicable regulations and standards.

The user must take suitable safety precautions to ensure that the connector cannot be accidentally disconnected.

The plug connector is not suitable for mains voltages Please observe the pollution degree and the overvoltage category. For further information, please refer to the download center "Technical Information".

To lock the cable connector to the device connector, we recommend tightening the threaded ring to 2 Nm. A suitable torque wrench is available as an accessory (order no. 07 0082 000).