



Connectors > Automotive Connectors > Automotive Connector Accessories > Automotive Connector Caps & Covers



Protection & Strain Relief Accessory Type: **Cover**

Cable Exit Angle: **90°**

Strain Relief: **Without**

Primary Product Color: **Black**

Primary Product Material: **PA GF**

Features

Product Type Features

Protection & Strain Relief Accessory Type	Cover
---	-------

Configuration Features

Number of Positions	22
---------------------	----

Body Features

Cable Exit Angle	90°
Primary Product Color	Black
Primary Product Material	PA GF

Mechanical Attachment

Strain Relief	Without
---------------	---------

Usage Conditions

Operating Temperature (Max)	75 °C, 80 °C, 85 °C, 90 °C, 100 °C, 105 °C, 110 °C, 120 °C, 125 °C, 130 °C[167 °F][176 °F][185 °F][194 °F][212 °F][221 °F][230 °F][248 °F][257 °F][266 °F]
Operating Temperature Range	-40 – 130 °C[-40 – 266 °F]



Product Compliance

For compliance documentation, visit the product page on TE.com>

EU RoHS Directive 2011/65/EU	Compliant
EU ELV Directive 2000/53/EC	Compliant
China RoHS 2 Directive MIIT Order No 32, 2016	No Restricted Materials Above Threshold
EU REACH Regulation (EC) No. 1907/2006	Current ECHA Candidate List: JUNE 2024 (241) Candidate List Declared Against: JUNE 2024 (241) Does not contain REACH SVHC
Halogen Content	Low Halogen - Br, Cl, F, I < 900 ppm per homogenous material. Also BFR/CFR/PVC Free
Solder Process Capability	Not reviewed for solder process capability

Product Compliance Disclaimer

This information is provided based on reasonable inquiry of our suppliers and represents our current actual knowledge based on the information they provided. This information is subject to change. The part numbers that TE has identified as EU RoHS compliant have a maximum concentration of 0.1% by weight in homogenous materials for lead, hexavalent chromium, mercury, PBB, PBDE, DBP, BBP, DEHP, DIBP, and 0.01% for cadmium, or qualify for an exemption to these limits as defined in the Annexes of Directive 2011/65/EU (RoHS2). Finished electrical and electronic equipment products will be CE marked as required by Directive 2011/65/EU. Components may not be CE marked. Additionally, the part numbers that TE has identified as EU ELV compliant have a maximum concentration of 0.1% by weight in homogenous materials for lead, hexavalent chromium, and mercury, and 0.01% for cadmium, or qualify for an exemption to these limits as defined in the Annexes of Directive 2000/53/EC (ELV). Regarding the REACH Regulation, the information TE provides on SVHC in articles for this part number is based on the latest European Chemicals Agency (ECHA) ‘Guidance on requirements for substances in articles’ posted at this URL: <https://echa.europa.eu/guidance-documents/guidance-on-reach>

Compatible Parts










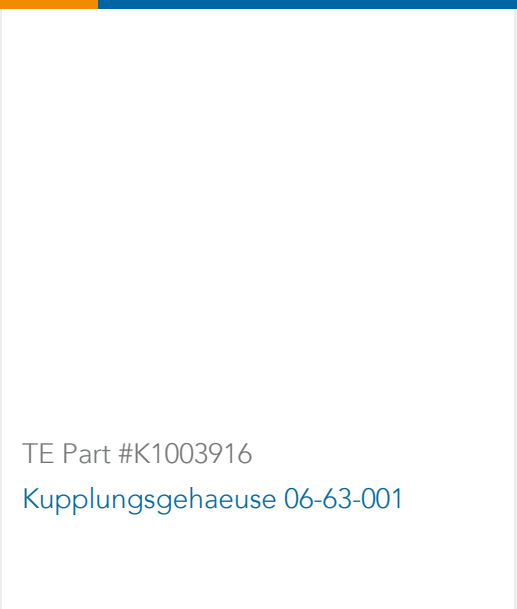
TE Part # CAT-L489-CH8172  
LEAVYSEAL Connector Housings



TE Part # 1-1823440-1  
22POS, MIXED,REC HSG,ASSY, SEALED

Customers Also Bought



 <div>TE Part #1743282-1 MQS, CONNECTOR HOUSING</div>	 <div>TE Part #1-967628-4 FLACHSTE-GEH2,8 15P</div>	 <div>TE Part #2141345-1 COVER,NW29</div>	 <div>TE Part #HD16-9-96SE PLG, 9P, GRY, E, THRD, 16</div>
 <div>TE Part #1456987-1 2x4 Fem unsealed LP assy Key A</div>	 <div>TE Part #8-1564284-6 96POS,MCON-1.2 CB,REC HSG,ASSY</div>	 <div>TE Part #1355528-2 MPQ 2.KONT-SICHNG8P</div>	 <div>TE Part #K1003916 Kupplungsgehaeuse 06-63-001</div>

Documents

Product Drawings

COVER,FOR 22POS

English

CAD Files

3D PDF

3D

Customer View Model

ENG\_CVM\_CVM\_2112452-2\_A.2d\_dxf.zip

English

Customer View Model

ENG\_CVM\_CVM\_2112452-2\_A.3d\_igs.zip

English

Customer View Model

ENG\_CVM\_CVM\_2112452-2\_A.3d\_stp.zip

English

By downloading the CAD file I accept and agree to the [Terms and Conditions](#) of use.

Product Specifications

Application Specification

German