

1440915

<https://www.phoenixcontact.com/us/products/1440915>

Please be informed that the data shown in this PDF document is generated from our online catalog. Please find the complete data in the user documentation. Our general terms of use for downloads are valid.



Contact carrier, 5-position, Pin, straight, M12, coding: B, Front mounting, Square flange, Crimp connection, 0.34 mm<sup>2</sup>

Your advantages

- Convenient field assembly: device connectors for fast on-site mounting
- Contact carriers that are designed for assembly or available with preassembled litz wires
- Standard pin assignments for signal and power transmission with a uniform design-in design

Commercial data

Item number	1440915
Packing unit	10 pc
Minimum order quantity	10 pc
Product key	ABQCED
Catalog page	Page 45 (C-2-2019)
GTIN	4046356533744
Weight per piece (including packing)	2.3 g
Weight per piece (excluding packing)	2.1 g
Country of origin	DE

## Technical data

### Notes

#### Notes on operation

The electrical and mechanical data specified assume that the connector pair is correctly locked and mounted. If the connector is unlocked and if there is a danger of contamination, the connector must be sealed using a protective cap > IP54. Influences arising from litz wires, cables or PCB assembly must also be taken into consideration.

#### Safety note

##### Safety note

**WARNING:** The connectors may not be plugged in or disconnected under load. Ignoring the warning or improper use may damage persons and/or property.

- **WARNING:** Commission properly functioning products only. The products must be regularly inspected for damage. Decommission defective products immediately. Replace damaged products. Repairs are not possible.

- **WARNING:** Only electrically qualified personnel may install and operate the product. They must observe the following safety notes. The qualified personnel must be familiar with the basics of electrical engineering. They must be able to recognize and prevent danger. The relevant symbol on the packaging indicates that only personnel familiar with electrical engineering are allowed to install and operate the product.

- The products are suitable for applications in plant, controller, and electrical device engineering.

- When operating the connectors in outdoor applications, they must be separately protected against environmental influences.

- Assembled products may not be manipulated or improperly opened.

- Only use mating connectors that are specified in the technical data of the standards listed (e.g. the ones listed in the product accessories online at [phoenixcontact.com/products](https://www.phoenixcontact.com/products)).

- When using the product in direct connection with third-party manufacturers, the user is responsible.

- For operating voltages > 50 V AC, conductive connector housings must be grounded

- Ensure that when laying the cable, the tensile load on the connectors does not exceed the upper limit specified in the standards.

- Observe the corresponding technical data. You will find information:

- o On the product
- o On the packing label
- o In the supplied documentation
- o Online at [phoenixcontact.com/products](https://www.phoenixcontact.com/products) under the product

- Only use tools recommended by Phoenix Contact

- Use a protective cap to protect connectors that are not in use. The suitable accessories are available online in the accessory section of the product at [phoenixcontact.com/products](https://www.phoenixcontact.com/products)

- Ensure that the protective or functional ground has been properly connected.

# SACC-MCI-M12MSB-5CON - Contact carrier



1440915

<https://www.phoenixcontact.com/us/products/1440915>

- VDE 0100/1.97 § 411.1.3.2 and DIN EN 60 204/11.98 § 14.1.3 are applicable when combining several circuits in a cable and/or connector
- The connector warms up in normal operation. Depending on the ambient conditions, the surface of the connector can continue to warm up. In this case, the user is responsible for posting warnings (e.g. DIN EN ISO 13732-1:2008-12).

## Product properties

Number of positions	5
No. of cable outlets	1
Shielded	no
Coding	B
Thread type	M12

## Insulation characteristics

Overvoltage category	II
Degree of pollution	3

## Electrical properties

Rated surge voltage	1.5 kV
Contact resistance	$\leq 3 \text{ m}\Omega$
Insulation resistance	$\geq 100 \text{ M}\Omega$
Nominal voltage $U_N$	60 V
Nominal current $I_N$	4 A

## Connection data

Connection method	Crimp connection
-------------------	------------------

## Signaling

Status display	No
Status display present	No

## Material specifications

Flammability rating according to UL 94	V0
Contact carrier material	PA 6.6

## Connector

### Connection 1

Head design	Pin
Head cable outlet	straight
Head thread type	M12
Coding	B

## Cable/line

Cable cross section	0.34 mm <sup>2</sup>
---------------------	----------------------

# SACC-MCI-M12MSB-5CON - Contact carrier



1440915

<https://www.phoenixcontact.com/us/products/1440915>

## Environmental and real-life conditions

### Ambient conditions

Degree of protection	IP67
	IP67
Ambient temperature (operation)	-25 °C ... 85 °C (Plug / socket)
	-40 °C ... 85 °C (without mechanical actuation)

## Standards and regulations

### M12

Standard designation	M12 connector
Standards/specifications	IEC 61076-2-101

## Mounting

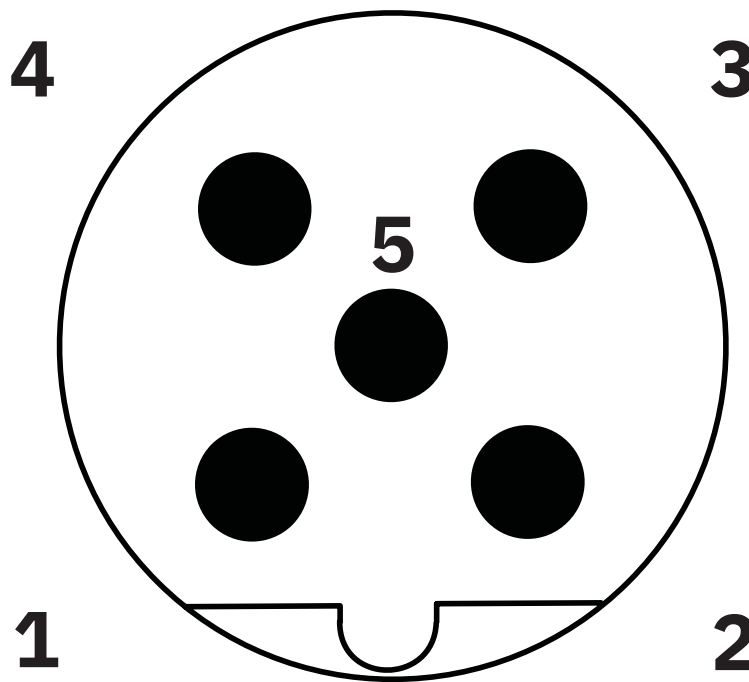
Mounting type	Front mounting Square flange 25 mm side length
Assembly note	25 mm side length

1440915

<https://www.phoenixcontact.com/us/products/1440915>

## Drawings

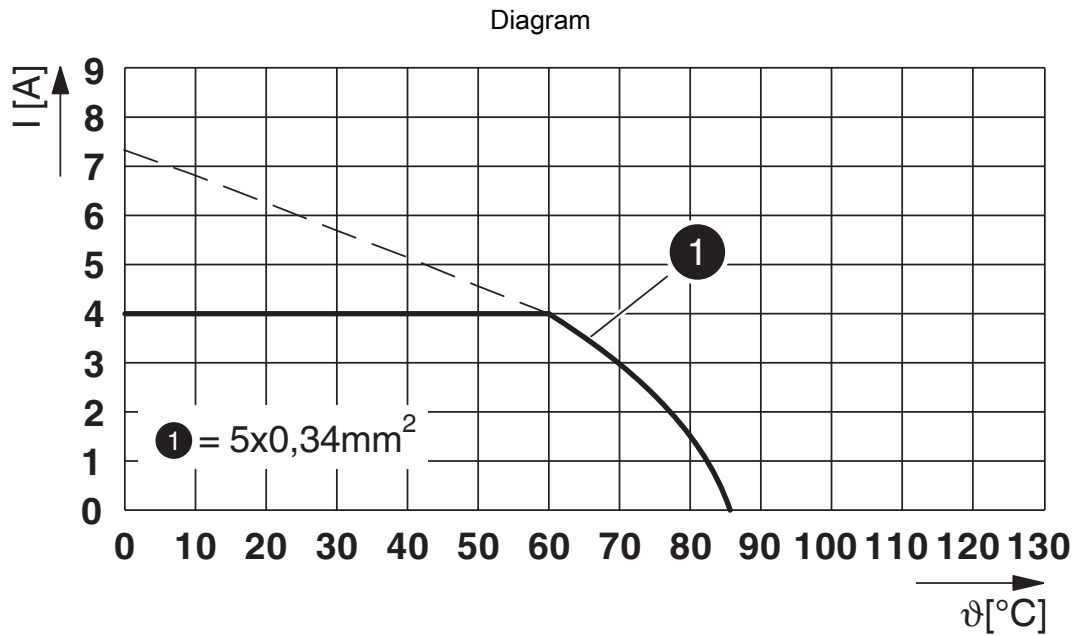
Schematic diagram



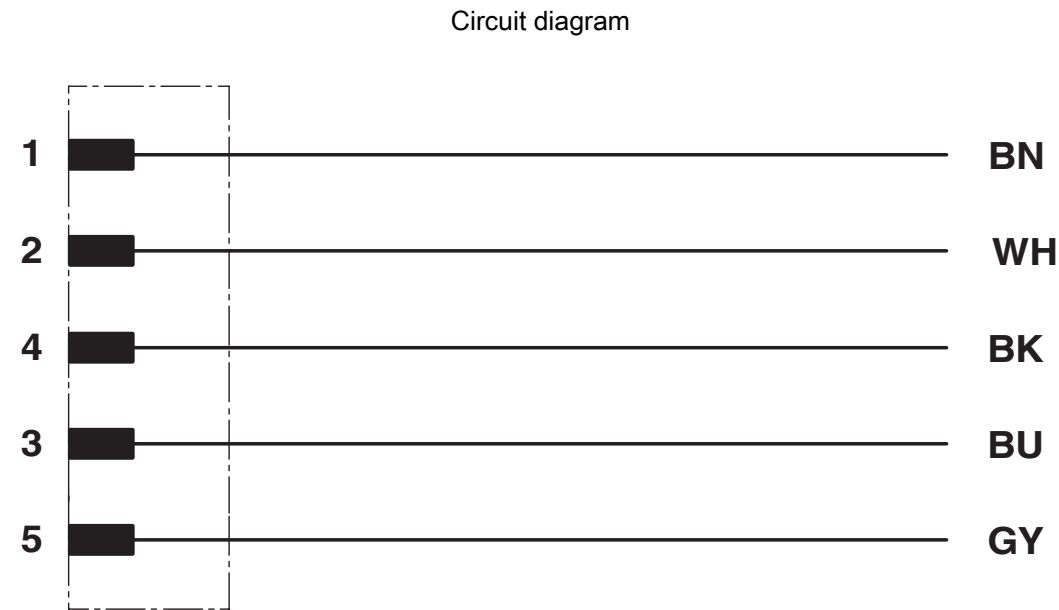
Pin assignment M12 male connector, 5-pos., B-coded, male side

1440915

<https://www.phoenixcontact.com/us/products/1440915>



I = current strength, T = ambient temperature



# SACC-MCI-M12MSB-5CON - Contact carrier



1440915

<https://www.phoenixcontact.com/us/products/1440915>

## Classifications

### ECLASS

ECLASS-11.0	27440223
ECLASS-12.0	27440116
ECLASS-13.0	27440223

### ETIM

ETIM 9.0	EC003557
----------	----------

### UNSPSC

UNSPSC 21.0	39121400
-------------	----------

Environmental product compliance

EU RoHS	
Fulfills EU RoHS substance requirements	Yes, No exemptions
China RoHS	
Environment friendly use period (EFUP)	EFUP-E
	No hazardous substances above the limits
EU REACH SVHC	
REACH candidate substance (CAS No.)	No substance above 0.1 wt%



# SACC-MCI-M12MSB-5CON - Contact carrier



1440915

<https://www.phoenixcontact.com/us/products/1440915>

## Accessories

### CC-1,0-ST-0,34-MS AU - Crimp contact

1452356

<https://www.phoenixcontact.com/us/products/1452356>



Crimp contact, Pin, turned, contact diameter: 1 mm, crimp range: 0.08 mm<sup>2</sup> ... 0.5 mm<sup>2</sup>, Alternative product in accordance with RoHS II without Exemption 6c (Pb < 0.1 %) item no.: 1239798

### SACC-MSQ-M12MS-25-3,2 SCO - Housing screw connection

1419959

<https://www.phoenixcontact.com/us/products/1419959>



Housing screw connection, M12-SPEEDCON, Front mounting, square flange 25 mm side length, Square flange

Phoenix Contact 2024 © - all rights reserved

<https://www.phoenixcontact.com>

Phoenix Contact USA  
586 Fulling Mill Road  
Middletown, PA 17057, United States  
(+717) 944-1300  
[info@phoenixcon.com](mailto:info@phoenixcon.com)