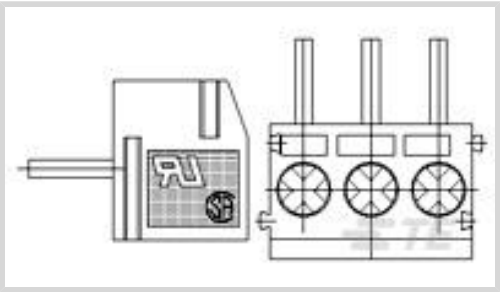




Connectors > Terminal Blocks & Strips > PCB Terminal Blocks



Terminal Block Connector Type: **Header**

Connector System: **Wire-to-Board**

Number of Positions: **2**

Centerline (Pitch): **3.5 mm [.138 in]**

Number of Rows: **1**

Features

Product Type Features

Wire Protection	With
Terminal Block Connector Type	Header
Connector System	Wire-to-Board
Connector & Contact Terminates To	Printed Circuit Board

Configuration Features

Stacked Levels	Without
Wire Entry Location	Top
Number of Positions	2
Number of Rows	1
Wire Entry Angle	180°

Electrical Characteristics

Operating Voltage	250 VAC
-------------------	---------

Body Features

Primary Product Color	Blue
Product Orientation	Vertical

Contact Features

Contact Mating Area Plating Material	Tin
Contact Base Material	Brass



Contact Current Rating (Max)	7 A
------------------------------	-----

Termination Features

Termination Post & Tail Length	4.4 mm[.173 in]
Termination Method to PCB	Through Hole - Solder

Mechanical Attachment

Screw Material	Steel
Connector Mounting Type	Board Mount

Housing Features

Housing Material	NY - FR15
Centerline (Pitch)	3.5 mm[.138 in]

Dimensions

Wire Size	.12 – .9 mm ²
-----------	--------------------------

Usage Conditions

Operating Temperature Range	-55 – 105 °C[-67 – 221 °F]
-----------------------------	----------------------------

Operation/Application

Circuit Application	Signal
---------------------	--------

Product Compliance

For compliance documentation, visit the product page on TE.com>


EU RoHS Directive 2011/65/EU	Compliant with Exemptions
EU ELV Directive 2000/53/EC	Compliant with Exemptions
China RoHS 2 Directive MIIT Order No 32, 2016	Restricted Materials Above Threshold
EU REACH Regulation (EC) No. 1907/2006	Current ECHA Candidate List: JUNE 2024 (241) Candidate List Declared Against: JUNE 2024 (241) SVHC > Threshold: Pb (2.73% in Component Part) <small>Article Safe Usage Statements: Do not eat, drink or smoke when using this product. Wash thoroughly after handling. Recycle if possible and dispose of the article by following all applicable governmental regulations relevant to your geographic location.</small>
Halogen Content	Low Halogen - Br, Cl, F, I < 900 ppm per homogenous material. Also BFR/CFR/PVC Free
Solder Process Capability	Wave solder capable to 265°C

Product Compliance Disclaimer



This information is provided based on reasonable inquiry of our suppliers and represents our current actual knowledge based on the information they provided. This information is subject to change. The part numbers that TE has identified as EU RoHS compliant have a maximum concentration of 0.1% by weight in homogenous materials for lead, hexavalent chromium, mercury, PBB, PBDE, DBP, BBP, DEHP, DIBP, and 0.01% for cadmium, or qualify for an exemption to these limits as defined in the Annexes of Directive 2011/65/EU (RoHS2). Finished electrical and electronic equipment products will be CE marked as required by Directive 2011/65/EU. Components may not be CE marked. Additionally, the part numbers that TE has identified as EU ELV compliant have a maximum concentration of 0.1% by weight in homogenous materials for lead, hexavalent chromium, and mercury, and 0.01% for cadmium, or qualify for an exemption to these limits as defined in the Annexes of Directive 2000/53/EC (ELV). Regarding the REACH Regulation, the information TE provides on SVHC in articles for this part number is based on the latest European Chemicals Agency (ECHA) ‘Guidance on requirements for substances in articles’ posted at this URL: <https://echa.europa.eu/guidance-documents/guidance-on-reach>

Compatible Parts




TE Part # 1776244-2
2P TB ,90deg, VT, 5mm, Blue,w /interlock




TE Part # 1776275-2
2P TB ,90deg,VT,3.5mm,Blue,w /interlock


Customers Also Bought




TE Part #T4171310005-001
M12 Panel Mount Wire




TE Part #1461403-5
OJE-SH-124LMH,000




TE Part #104257-2
03 MTE RCPT HSG SR LATCH .100



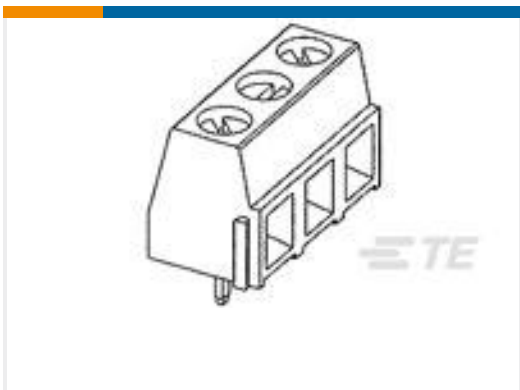
TE Part #5520258-2
MJ,TE,6P/4C,PNL STOPS,TRAY P




TE Part #60618-1
CMNL PIN PTPBR L/P



TE Part #102618-8
20 MODII HDR DRST SHRD .100CL



TE Part #1-282837-2
TERMI-BLOK PCB MOUNT 12P.5



TE Part #3-1971030-2
2POS Plug Housing for GIC 2.0 EV

Documents

Product Drawings
2P TB ,180deg,RT,3.5mm, Blue,w/interlock
English

CAD Files
3D PDF



3D

Customer View Model

[ENG_CVM_CVM_1776253-2_O.2d_dxf.zip](#)

English

Customer View Model

[ENG_CVM_CVM_1776253-2_O.3d_igs.zip](#)

English

Customer View Model

[ENG_CVM_CVM_1776253-2_O.3d_stp.zip](#)

English

By downloading the CAD file I accept and agree to the [Terms and Conditions](#) of use.

Datasheets & Catalog Pages

[1-1773458-1_EURO_STYLE_TERMINAL_BLOCKS_QRG](#)

English