



Relays & Contactors > Relays > Power Relays



Relay Type: **General Purpose Power Relay**

Coil Magnetic System: **Monostable**

Coil Power Rating DC: **.417 W**

Coil Resistance: **5520 Ω**

Coil Special Features: **UL Coil Insulation Class F**

Features

Product Type Features

Relay Type	General Purpose Power Relay
------------	-----------------------------

Configuration Features

Coil Special Features	UL Coil Insulation Class F
Contact Arrangement	1 Form C SPDT-CO
Contact Number of Poles	1

Electrical Characteristics

Insulation Initial Dielectric Between Open Contacts	1000 Vrms
Contact Limiting Making Current	30 A
Contact Limiting Continuous Current	16 A
Insulation Initial Dielectric Between Contacts & Coil	5000 Vrms
Contact Limiting Breaking Current	16 A
Coil Power Rating DC	.417 W
Coil Resistance	5520 Ω
Coil Voltage Rating	48 VDC
Contact Current Rating	16 A
Contact Switching Voltage (Max)	400 VAC
Contact Voltage Rating	250 VAC



Body Features

Product Weight	14 g[.494 oz]
----------------	---------------

Contact Features

Contact Material	AgNi90/10
------------------	-----------

Termination Features

Relay Connection Type	PCB Termination
Terminal Configuration	Solder Pins

Mechanical Attachment

Product Mount Type	Printed Circuit Board
--------------------	-----------------------

Dimensions

Insulation Clearance Between Contact & Coil	10 mm[.394 in]
Insulation Creepage Between Contact & Coil	10 mm[.394 in]
Product Width	12.7 mm[.5 in]
Product Length	29 mm[1.14 in]
Product Height	15.7 mm[.618 in]

Usage Conditions

Environmental Category of Protection	RTII
Environmental Ambient Temperature (Max)	85 °C[185 °F]

Operation/Application

Current Type	DC
Solder Process	Wave Solder
Coil Magnetic System	Monostable

Packaging Features

Packaging Method	Carton, Tube
------------------	--------------

Other

Length Class (Mechanical)	25 – 30 mm
Height Class (Mechanical)	15 – 16 mm
Coil Power Rating Class	.4 – .5 W
Width Class (Mechanical)	12 – 16 mm
Contact Current Class	16 A

Product Compliance



For compliance documentation, visit the product page on [TE.com](#)>

EU RoHS Directive 2011/65/EU	Compliant
EU ELV Directive 2000/53/EC	Compliant
China RoHS 2 Directive MIIT Order No 32, 2016	No Restricted Materials Above Threshold
EU REACH Regulation (EC) No. 1907/2006	Current ECHA Candidate List: JUNE 2024 (241) Candidate List Declared Against: JUNE 2024 (241) Does not contain REACH SVHC
Halogen Content	Not Low Halogen - contains Br or Cl > 900 ppm.
Solder Process Capability	Wave solder capable to 265°C


Product Compliance Disclaimer

This information is provided based on reasonable inquiry of our suppliers and represents our current actual knowledge based on the information they provided. This information is subject to change. The part numbers that TE has identified as EU RoHS compliant have a maximum concentration of 0.1% by weight in homogenous materials for lead, hexavalent chromium, mercury, PBB, PBDE, DBP, BBP, DEHP, DIBP, and 0.01% for cadmium, or qualify for an exemption to these limits as defined in the Annexes of Directive 2011/65/EU (RoHS2). Finished electrical and electronic equipment products will be CE marked as required by Directive 2011/65/EU. Components may not be CE marked. Additionally, the part numbers that TE has identified as EU ELV compliant have a maximum concentration of 0.1% by weight in homogenous materials for lead, hexavalent chromium, and mercury, and 0.01% for cadmium, or qualify for an exemption to these limits as defined in the Annexes of Directive 2000/53/EC (ELV). Regarding the REACH Regulation, the information TE provides on SVHC in articles for this part number is based on the latest European Chemicals Agency (ECHA) 'Guidance on requirements for substances in articles' posted at this URL: <https://echa.europa.eu/guidance-documents/guidance-on-reach>


Compatible Parts




TE Part # 2-1415899-4
RZ03-1C4-D048




TE Part # 5-1415539-3
PTML0060




TE Part # 6-1415035-1
RT78726




TE Part # 1860306-1
RT78725




TE Part # 9-1415036-1
PTMT00A0



TE Part # 1860200-1
RT7872P



TE Part # 2022103-1
RT17017



TE Part # 7-1415539-7
PTMG0060





TE Part # 1415037-1
PTMT00LO



TE Part # 1415540-8
RT28816



TE Part # 1-1415539-3
PTML0560



TE Part # 1-1415539-5
PTMG0560



TE Part # 1860991-1
RT78602, RELAY SOCKET PCB 5MM



TE Part # 2158000-2
RZ03-1C4-D048-R

Also in the Series | SCHRACK Power PCB Relay RT1



Power Relays(190)

Customers Also Bought



TE Part #1-178139-5
DYNAMIC 3200 HDR H 6P ASSY



TE Part #4-1393243-3
RT423730



TE Part #641972-1
09P UMNL PIN HDR ASSY 94VO



TE Part #641974-1
12P UMNL PIN HDR ASSY 94VO



TE Part #2176094-1
RP 2A 0.25W 115K 0.1% 25PPM 1K RL



TE Part #5-147424-6
12 MODII VRT DR CE .100 X .100



TE Part #8-1415546-7
RP314012



TE Part #1-63986-1
250 FASTON,PCB TAB,BR



Documents

CAD Files

Customer View Model

ENG_CVM_CVM_1393240-1_F.3d_igs.zip

English

Customer View Model

ENG_CVM_CVM_1393240-1_F.3d_stp.zip

English

Customer View Model

ENG_CVM_CVM_1393240-1_F.2d_dxf.zip

English

3D PDF

3D

By downloading the CAD file I accept and agree to the [Terms and Conditions](#) of use.

Datasheets & Catalog Pages

Power PCB Relay RT1

English

Product Specifications

Definitions General Purpose Relays

English

Agency Approvals

VDE Certificate

English