



Connectors > Automotive Connectors > Automotive Connector Accessories > Automotive Connector Caps & Covers



Protection & Strain Relief Accessory Type: **Cover Assembly**

Cable Exit Angle: **15°**

Strain Relief: **Without**

Primary Product Color: **Black**

Primary Product Material: **PBT GF**

Features

Product Type Features

Protection & Strain Relief Accessory Type	Cover Assembly
---	----------------

Configuration Features

Number of Positions	40
---------------------	----

Body Features

Cable Exit Angle	15°
Primary Product Color	Black
Primary Product Material	PBT GF

Mechanical Attachment

Strain Relief	Without
---------------	---------

Usage Conditions

Operating Temperature (Max)	100 °C[212 °F]
Operating Temperature Range	-40 – 100 °C[-40 – 212 °F]

Packaging Features

Packaging Quantity	180
Packaging Method	Box

Product Compliance

[For compliance documentation, visit the product page on TE.com>](#)




EU RoHS Directive 2011/65/EU	Compliant
EU ELV Directive 2000/53/EC	Compliant
China RoHS 2 Directive MIIT Order No 32, 2016	No Restricted Materials Above Threshold
EU REACH Regulation (EC) No. 1907/2006	Current ECHA Candidate List: JUNE 2024 (241) Candidate List Declared Against: JUNE 2024 (241) Does not contain REACH SVHC
Halogen Content	Low Halogen - Br, Cl, F, I < 900 ppm per homogenous material. Also BFR/CFR/PVC Free
Solder Process Capability	Not reviewed for solder process capability


Product Compliance Disclaimer

This information is provided based on reasonable inquiry of our suppliers and represents our current actual knowledge based on the information they provided. This information is subject to change. The part numbers that TE has identified as EU RoHS compliant have a maximum concentration of 0.1% by weight in homogenous materials for lead, hexavalent chromium, mercury, PBB, PBDE, DBP, BBP, DEHP, DIBP, and 0.01% for cadmium, or qualify for an exemption to these limits as defined in the Annexes of Directive 2011/65/EU (RoHS2). Finished electrical and electronic equipment products will be CE marked as required by Directive 2011/65/EU. Components may not be CE marked. Additionally, the part numbers that TE has identified as EU ELV compliant have a maximum concentration of 0.1% by weight in homogenous materials for lead, hexavalent chromium, and mercury, and 0.01% for cadmium, or qualify for an exemption to these limits as defined in the Annexes of Directive 2000/53/EC (ELV). Regarding the REACH Regulation, the information TE provides on SVHC in articles for this part number is based on the latest European Chemicals Agency (ECHA) 'Guidance on requirements for substances in articles' posted at this URL: <https://echa.europa.eu/guidance-documents/guidance-on-reach>

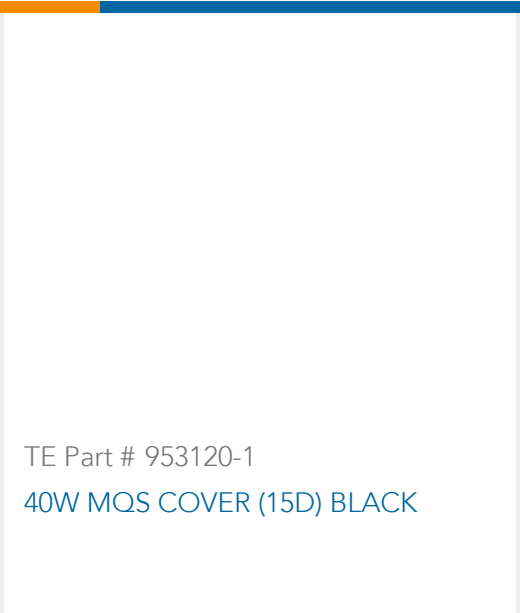
Compatible Parts




TE Part # CAT-SIGH262
Signal Header




TE Part # CAT-M8793-CH8172
MQS, CONNECTOR HOUSING



TE Part # 953120-1
40W MQS COVER (15D) BLACK



TE Part # 953121-1
LEVER FOR 40W MQS



TE Part # 6-953119-2
20W MQS RCPT HSG BROWN

Customers Also Bought



<p>TE Part #953122-3 40W MQS COVER ASSY (15D)</p>	<p>TE Part #953119-1 MQS, CONNECTOR HOUSING</p>	<p>TE Part #185403-2 MODULAR RELAY HOLDER</p>	<p>TE Part #279328-1 MOTOR TERMINAL II</p>
<p>TE Part #3-1813999-1 Dummy PN-CABLE ASSEMBLY</p>	<p>TE Part #184008-1 2 POS. PLUG ASSY, KEY E, BLACK</p>	<p>TE Part #1-1393440-9 V23540M1030Y524=30P ABDECKK GE</p>	

Documents

Product Drawings

40W MQS COVER ASSY (15D)

English

CAD Files

Customer View Model

ENG_CVM_953122-1_O.3d_igs.zip

English

Customer View Model

ENG_CVM_953122-1_O.3d_stp.zip

English

Customer View Model

ENG_CVM_953122-1_O.2d_dxf.zip

English

3D PDF

English

By downloading the CAD file I accept and agree to the [Terms and Conditions](#) of use.

Product Specifications

Product Specification

French

Instruction Sheets

Instruction Sheet (non U.S.)

French