



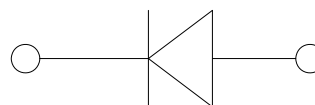

Schottky Diodes
Reverse Voltage-40to200v
Forward current-2A

Features

Schottky chip
Ideal for surface mounted applications
Low forward voltage drop, Low power loss, high efficiency
Plastic Case Material has UL Flammability

Mechanical Data

Package: SMAF
Terminals: Tin Plated leads, solderable per
Mil-STD-750 Method 2026
Polarity: As marked
Molding compound meets UL 94 V-0 flammability rating,
ROHS-compliant



Maximum Ratings (Ta=25°C Unless otherwise specified)

Type Number	SYMBOL	SS24F	SS26F	SS28F	SS310F	SS215F	SS220F	Umit
Maximum Recurrent Peak Reverse Voltage	V _{RRM}	40	60	80	100	150	200	V
Maximum RMS Voltage	V _{RMS}	28	42	56	70	105	140	V
Maximum DC Blocking Voltage	V _{DC}	40	60	80	100	150	200	V
Maximum Average Forward Rectified Current	IO(AV)	2.0						A
Peak Forward Surge Current 8.3ms Single half-sine-wave superimposed on rated load(JEDEC Method) on rated	IFSM	40.0						A
Forward Surge Current (Non-repetitive) @1ms, square wave, 1 cycle, Tj=25℃		80.0						A
Current squared time @1ms≤t≤8.3≤ms Tj=25℃, Rating of per diode	I²t	6.6						A²S
Maximum Forward Voltage at 2.0A DC	V _{FM}	0.55	0.75	0.85		0.92		V
Maximum Reverse Current TA = 25℃	IR	0.1		0.05			mA	
at Rated DC Blocking Voltage TA = 100℃		20		10			mA	
Typical Thermal Resistance	R _{QJA}	65.0						℃/W
Operating Junction Temperature Range	T _J	—55to+150						℃
Storage Temperature Range	T _{STG}	—55to+150						℃



FIG. 1 MAXIMUM AVERAGE FORWARD CURRENT DERATING

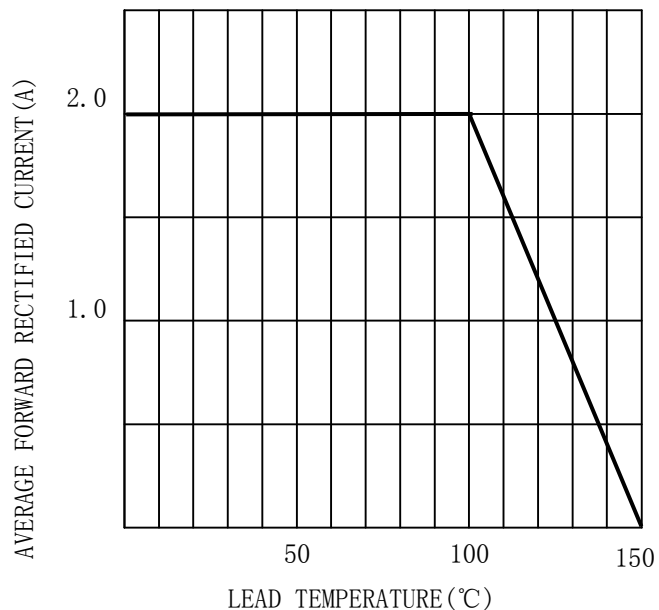


FIG. 2 TYPICAL FORWARD CHARACTERISTICS

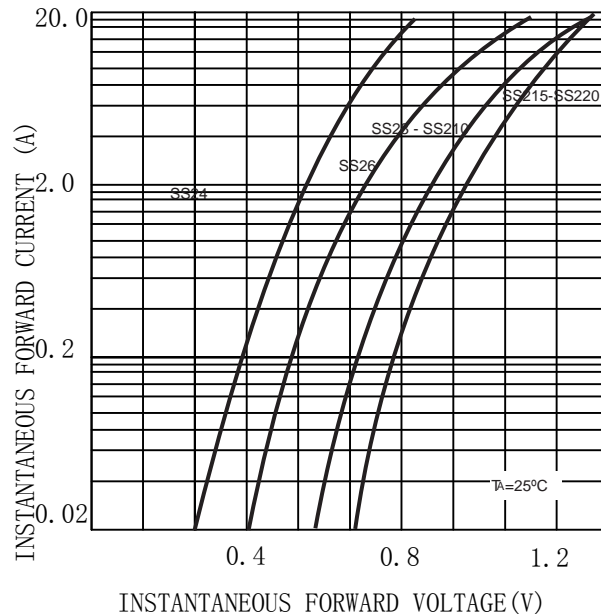


FIG. 3 MAXIMUM NON-REPEITIVE SURGE CURRENT

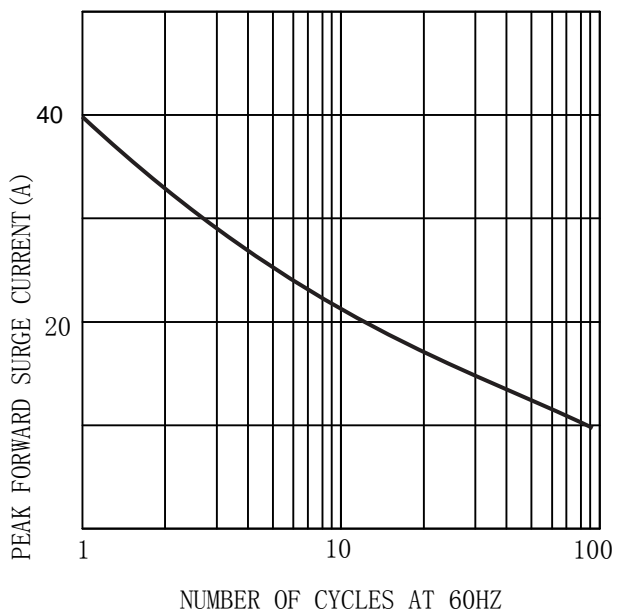
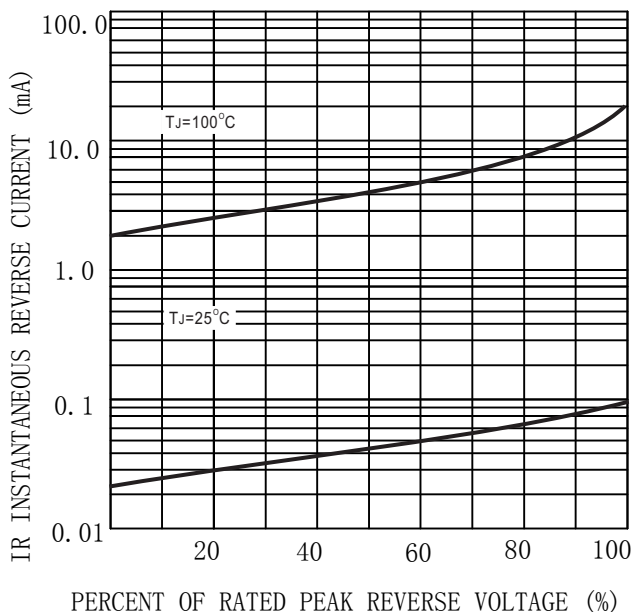



FIG. 4 TYPICAL REVERSE CHARACTERISTICS (per element)





MARKING INFORMATION



 = Logo

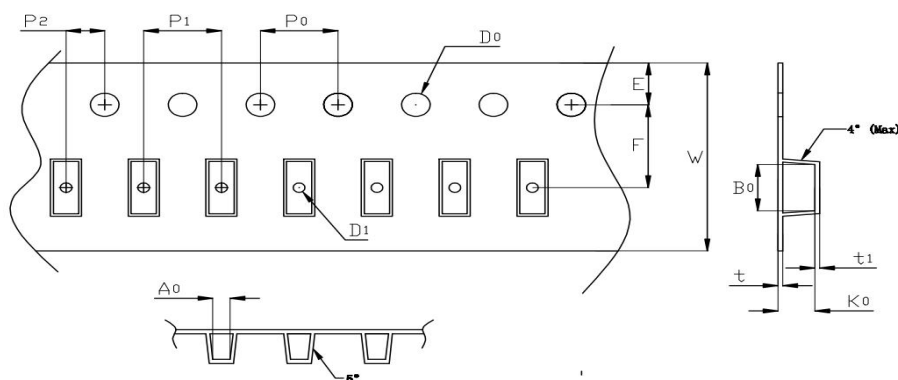
**** = Date Code Marking

SS**= Marking Code

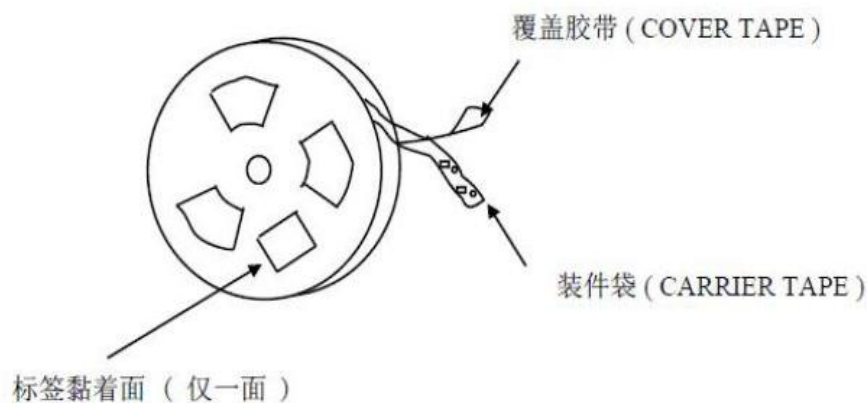
Print according to customer request

PACKING REQUIRMENTS

• Carrier tape packing



Specificati ons	Carrier tape type	Ao	Bo	Ko	Po	W	t	Explain
SMAF	Anti-static	2.83± 0.10	4.9± 0.10	1.45± 0.05	4.00± 0.10	12.0± 0.10	0.23± 0.05	

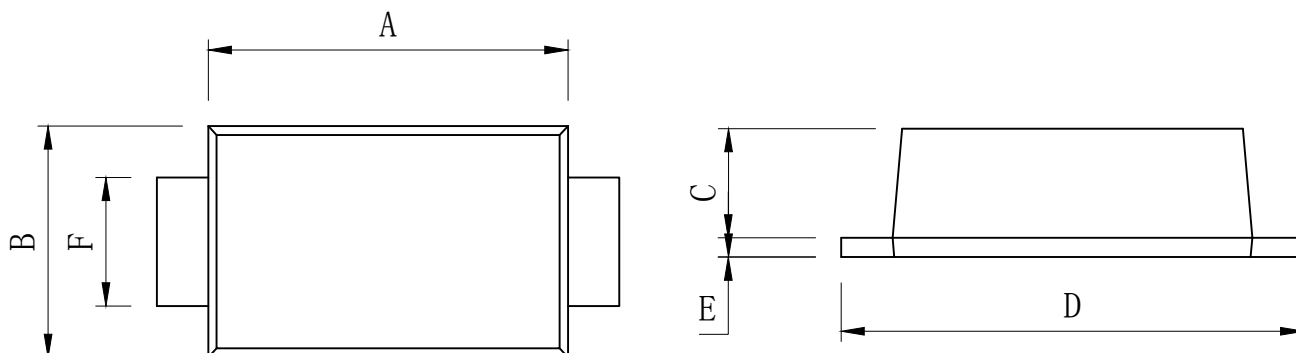


DEVICE TYPE	Tape width	13"Reel			7"Reel		
		Q'TY/REEL (pcs)	BOX/CAR TOON	Q'TY/REEL (pcs)	Q'TY/REEL (pcs)	BOX/CAR TOON	Q'TY/REEL (pcs)
SMAF	12mm	10000	20	200000	3000	64	192000



Outline Dimensions

SMAF



SMAF				
DIM	INC HES		MM	
	MIN	MAX	MIN	MAX
A	0.13	0.15	3.2	3.8
B	0.09	0.11	2.3	2.7
C	0.03	0.05	0.8	1.2
D	0.16	0.20	4	5
E	/	0.01	/	0.3
F	0.04	0.08	1	2



Important Statements and disclaimers.

Do not copy or modify file information without permission.

Xumao Micro reserves the right to modify this document and its products.

Specifications are available without prior notice. Customer shall obtain and confirm the latest product information and specifications prior to final design, purchase or use.

Xumao Micro does not assume any implied warranties, including warranties of fitness for special purposes, non-infringement and merchantability.

The products shown here are not designed and licensed for demanding equipment at a level of reliability or for human life and any life-saving related applications or life-sustaining, such as medical devices, transportation equipment, aerospace machinery, and so on. Customers who use or sell these products for such applications do so at their own risk.

As Xumao Micro uses batch number as tracking benchmark, please provide batch number for tracking in case of exception.