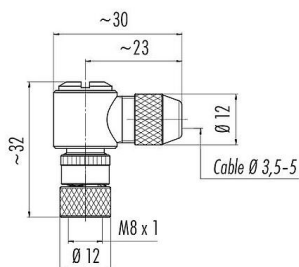


Product description	M8 Female angled connector, Contacts: 4, 3.5-5.0 mm, shieldable, solder, IP67, UL
Area	series 768
Part no.	99 3366 00 04

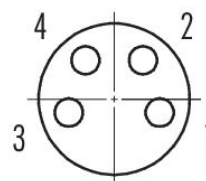
Illustration



Scale drawing



Contact arrangement (Plug-in side)



You can find the component part drawing and assembly instructions on the next page.

Technical data

General features

Part no.	99 3366 00 04
Connector design	Female angled connector
Type standard	DIN EN 61076-2-104
Version	Connector socket angled
Connector locking system	screw
Termination	solder
Degree of protection	IP67
Cross-sectional area	0.25 mm ² / AWG 24
Cable outlet	3.5-5.0 mm
Twistability	90° (4 coding options)
Temperature range from/to	-40 °C / 85 °C
Mechanical operation	> 100 Mating cycles
Weight (g)	28.22
Customs tariff number	85369010
Country of Origin	DE

Electrical parameters

Rated voltage	30 V
Rated impulse voltage	1500 V
Rated current	4.0 A
Pollution degree	3
Overvoltage category	III
Insulating material group	III
EMC compliance	shieldable
Shield connection	Shielding ring

Product description	M8 Female angled connector, Contacts: 4, 3.5-5.0 mm, shieldable, solder, IP67, UL
Area	series 768
Part no.	99 3366 00 04

Material

Contact body material	PA
Contact material	CuSn (bronze)
Contact plating	Au (gold)
Locking material	CuZn (brass)
REACH SVHC	CAS 96-45-7 (Imidazolidine-2-thione) CAS 7439-92-1 (Lead)
SCIP number	1e3faf4a-95e4-4a5e-b58c-10952c3a1525

Authorization/approvals

Approvals	UL
-----------	----

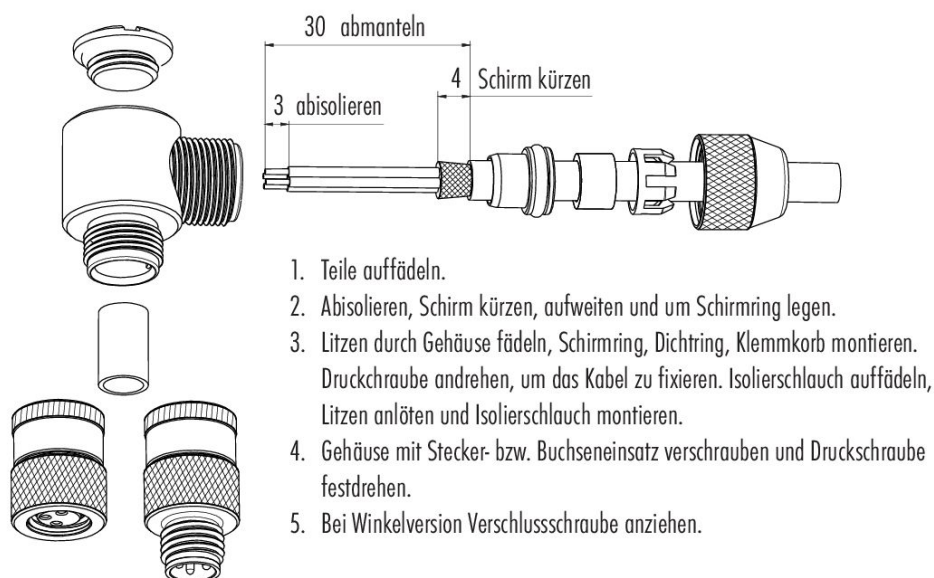
Classifications

eCl@ss 11.1	27-44-01-02
ETIM 9.0	EC002635

Declarations of conformity

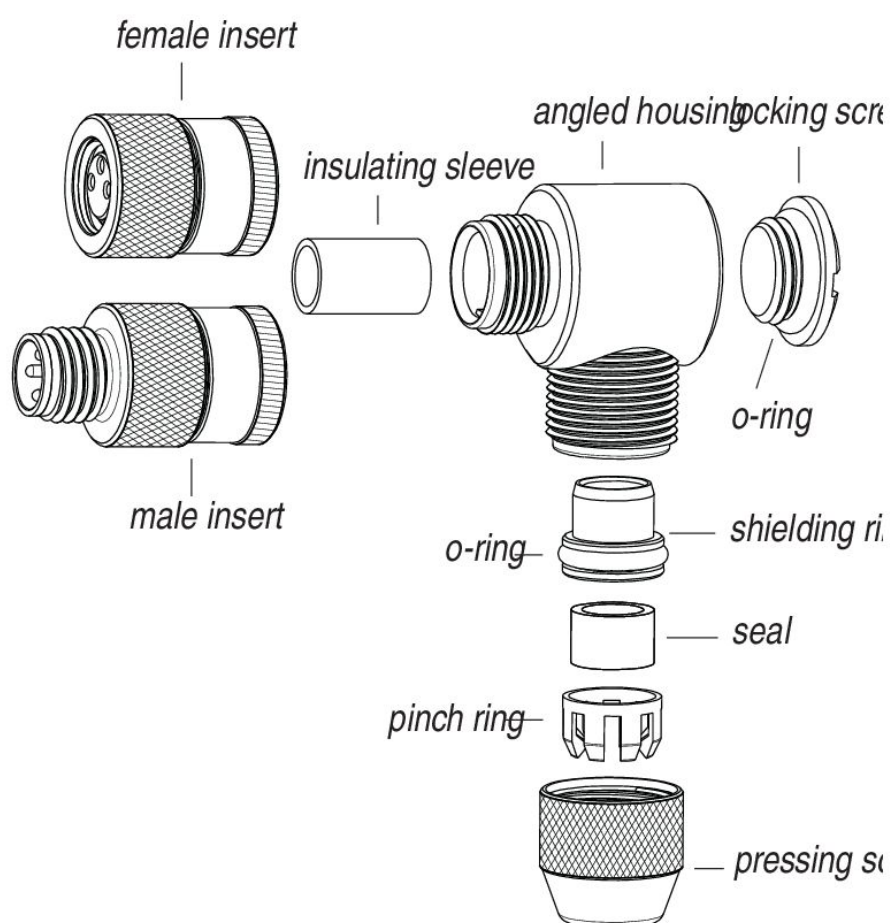
Low Voltage Directive	2014/35/EU (EN 60204-1:2018;EN 60529:1991)
-----------------------	--

Assembly instructions



Product description	M8 Female angled connector, Contacts: 4, 3.5-5.0 mm, shieldable, solder, IP67, UL
Area	series 768
Part no.	99 3366 00 04

Component part drawing



Product description	M8 Female angled connector, Contacts: 4, 3.5-5.0 mm, shieldable, solder, IP67, UL
Area	series 768
Part no.	99 3366 00 04

Security notices

The connector must not be plugged or unplugged under load. Non-observance and improper use can result in personal injury.

The connectors have been developed for applications in plant engineering, control and electrical equipment construction. The user is responsible for checking whether the connectors can also be used in other areas of application.

To protect against unintentional opening of the connector, the thread between the housing and the connector head must be secured with a suitable cyanoacrylate adhesive when used in circuits with voltages dangerous to the touch. This does not apply to connectors used in SELV and PELV circuits according to IEC 61140 (EN 61140, VDE 0140-1).

Connectors which are used in circuits with voltages dangerous to the touch may only be installed and used by, or under the supervision of, persons with electrical engineering training, taking into account the applicable regulations and standards.

The user must take suitable safety precautions to ensure that the connector cannot be accidentally disconnected.

Plug connectors with enclosure protection IP67 and IP68 are not suitable for use under water. When used outdoors, the plug connectors must be protected separately against corrosion. For further information on the IP protection classes, please refer to the "Technical Information" download centre.

The plug connector is not suitable for mains voltages. Please observe the pollution degree and the overvoltage category. For further information, please refer to the download center "Technical Information".

To lock the cable connector with the device connector, the threaded ring is tightened "hand-tight" (approx. 50 cNm).